Acrel

QUOTATION

Headquater

Acrel Co.,Ltd

Address：No.253 Yu Lv Road Jading District,Shanghai,China.201801
TEL：0086-21-69156352
Web-site: www.acrel-electric.com
Email:sales@acrel-electric.com

Factory

Jiangsu Acrel Electrical MFG Co., Ltd

Address:No.5 Dongmeng Road, Nanzha Street,Jiangyin City, Jiangsu Province, China.
ZIP:214405
Web-site:www.jsacrel.com
Email:sales@email.acrel.cn

2024.10

WWW.ACREL-ELECTRIC.COM

BRIEF INTRODUCTION

Company Profile

Acrel Co., Ltd. [Stock Code : 300286. SZ] is a high-tech enterprise concentrating on research, production, sales and services. It mainly provides systemic solutions of energy efficiency management and electrical safety for users. 'Acrel' is equipped with the complete production lines from cloud platform software to sensors. Until now, it has more than 1,4000 sets systemic solutions used in China to help users to realize energy visual management ,supply energy data services and improve electrical efficiency and safety. 'Acrel' has maintained steady growth since its listing in 2012. The company will adhere to the concept of 'innovation,high-efficiency,unity and honesty' and it provides more high-quality solutions,products and service for power system users and micro-grid.

Acrel

Products Quotation and Selection Manual

Solution ---- ***1***
1. Cloud Platform for Power IoT ---- 1
2. Acrel-2000ES Energy Storage（EMS） ---- 2
3. Acrel-2000MG Microgrid EMS ---- 2

Power Monitoring & Controlling ---- ***3***
1. AMC Series Programmable Power Meter ---- 3
2. ARTU Series Remote Terminal Unit ---- 6
3. ARD Series Smart Motor Protector ---- 6
4. WHD Series Temperature&Humidity Controller ---- 9
5. AM Series Protection Relay ---- 10
6. ARTM Series Temperature Monitor ---- 15
7. ASJ Series Residual Current Relay ---- 17
8. APView Series Power Quality Monitor ---- 18
9. ARB6 Series Arc Flash Protection Relay ---- 19
10. APD100 Series Partial Discharge Detector ---- 19
11. ASCB Smart MCB ---- 19
12. AESP Smart Energy Sensor ---- 20

Energy Management ---- ***21***
1. APM Series Multifunction Meter ---- 21
2. ADL Series Din Rail Energy Meter ---- 24
3. ADL Series Energy Billing Meter ---- 25
4. ADF Series Multi-circuits Energy Meter ---- 26
5. ADW Series IoT Power Meter ---- 27
6. DJSF Series DC Energy Meter ---- 30

Renewable Energy ---- ***31***
1. AGF-AE Series PV/Solar Inverter UL Energy Meter ---- 31
2. AGF Series Solar String Monitoring Device ---- 31
3. DJSF1352-RN UL/MID DC Energy Meter ---- 32
4. PZ Series Power Analyzer ---- 33
5. AIM-D DC Insulation Monitor ---- 34
6. ADL200N/400N Series UL/MID Energy Meter ---- 35
7. AEV300-AC007D-EU AC Charging Pile ---- 35

Smart Gateway ---- ***36***
1. AWT Series Data Transfer Unit ---- 36
2. ANet Series Smart Gateway ---- 37

Data Center/Tower/Base Station ---- ***40***
1. AMC Series Data Center Monitor Module ---- 40
2. DTSD Series Multi-Circuits Energy Meter ---- 43
3. AMC Series Multi-Circuits DC Energy Meter ---- 43
4. AMB Busway Monitoring Meter ---- 44
5. ABAT Series Lead-acid Battery Monitoring Module ---- 47

Power Sensor ---- ***48***
1. AKH-0.66 Series ---- 48
2. AHKC Series Hall Sensor ---- 69
3. BA Series Electrical Transducer ---- 71
4. BD Series Electrical Transducer ---- 72
5. BM Series Analog Signal Isolator ---- 73
6. BR Series Rogowski Coil Current Transducer ---- 77

Acrel Co., Ltd.

Solution

1. Cloud Platform for Power IoT

Name	Specification/Type		Function	Unit	Price/USD
Cloud Platform for Power IoT	IoT	Standard Version	1.Power Collection：Real-time Data Monitoring,Parameter Report,Historical Curve,Transformer Monitoring 2.Energy Consumption Analysis：Power Consumption Overview, YoY Analysis, MoM Analysis, Power Consumption Report, Collecting Report, Multi-rate Report, Energy Consumption Ranking, Loss Analysis, Energy Flow Direction 3. Prepaid Management: Account Management, Recharge Payment, Batch Operation of Electricity Meters, Comprehensive Report, Return Record Query, Account Cancellation Record 4. Lighting Management: Street lamp/lighting monitoring, Policy Management, Remote Control 5. Distributed PV：Power Station Monitoring, Inverter Monitoring, Power Station Energy Generation Statistics, Inverter Energy Generation Statistics 6. Power Quality: Harmonic Monitoring, 3-phase Unbalance Degree Monitoring 7. Additional Features: ① Alarm Management: Alarm Distribution, Alarm Processing, Alarm Classification, Alarm Push, Hierarchical Alarm ② System Logs: Operation Logs, Control Logs, and Login Logs ③ Topology Management: User-defined Measurement Systems, such as circuits, buildings, equipment, and areas ④ Equipment Debugging Platform: Remote Upgrade, Remote Configuration, Real-time Monitoring	Suit	25000
		Hosted Version		Point	45
		Power Collection Module	Real-time Data Monitoring, Parameter Report, Historical Curve, Primary Wiring Diagram, Extreme Value Report	Suit	15000
		Substation Maintenance Module	Transformer Operation State Analysis, Energy Monthly Report Analysis, Power Data analysis, Power Quality Analysis, Power Analysis, Event Record, Substation Environmental Monitoring, Device Control, Device Inspection Management, Maintenance Inspection, User Report, Message Push	Suit	15000
		Power Consumption Analysis Module	Electricity, Water, Gas and other energy consumption statistics, Standard Coal Calculation, CO2 Emission Statistics, Multi-rate Electricity Consumption Statistics, YoY Analysis, Sequential Analysis, Lighting Socket/Air Conditioning/Power/Special Electricity Analysis, Branch/Regional/Department Energy Consumption Statistics, Energy Flow Diagram, Equipment Management; Alarm and Record;	Suit	15000

Name	Specification/Type		Function	Unit	Price/USD
Cloud Platform for Power IoT	IoT	Prepaid Management Module	Account Management, Electricity Sales Management, Water Sales Management, Electricity Meter Statistics Report, Water Meter Statistics Report, Personal Settings, Electricity Parameter Monitoring, Rent Charge Management, Property Charge Management, Shared Electricity Charge Management, Prepaid APP	Suit	15000
		Lighting Management Module	Street Lamp/Lighting Monitoring, Policy management, Remote Control, Electricity Analysis, Event Recording	Suit	15000
		Distributed PV Module	Power Station Monitoring, Inverter Monitoring, Power Station Energy Generation Statistics, Inverter Energy Generation Statistics, PV Configuration, Power Analysis, Event Recording, Maintenance Inspection, User Management, Authority Management	Suit	15000
		Power Quality Module	Harmonic Monitoring, 3-phase Unbalance Degree Monitoring	Suit	15000
		Extended Function	Visualization Platform: according to customers' industry characteristics and industry requirements, customers can draw the Data Visualization required by customers themselves	Suit	15000
			Industrial Configuration: Users establish a monitoring network, display monitoring data through friendly HMI, and carry out remote control of equipment.	Suit	15000

2. Acrel-2000ES Energy Storage（EMS）

Name	Specification/Type	Function	Unit	Price/USD
Acrel-2000ES	Standard Version	Acrel-2000ES energy storage management system has complete monitoring and management functions, covering detailed information of ESS equipment (PCS, BMS, electric meter, fire protection, air conditioning, etc.).	Suit	7050

3. Acrel-2000MG Microgrid EMS

Name	Specification/Type	Function	Unit	Price/USD
Acrel-2000MG	Standard Version	Acrel-2000MG, Acrel Microgrid EMS, can be connected to solar energy, wind power, energy storage, charging piles and other equipment. The system is based on safety and stability, and aims at economic optimization operation.	Suit	23240
	Power Forecasting Module	Short-term and ultra-short-term power forecasting of distributed PV generation and loads.	Suit	17600

Power Monitoring & Controlling

1.AMC Series Programmable Power Meter

➢ AC Ammeter/Voltmeter

Shape & Cut-out	Type	Function	FOB Shanghai (USD)	Option	Module Price (USD)	Option Group (USD)
Panel size: 49×49mm Cut out: 45×45mm Depth: 93mm	AMC48-AI	●Single phase ammeter ●Display: LED ●Input: AC 1A or 5A	20	/C: RS485(Modbus-RTU)	6	/
				/M: 1 analog output (programmable 4-20mA)	6	
	AMC48L-AI	●Single phase ammeter ●Display: LCD ●Input: AC 1A or 5A	35	/C: RS485(Modbus-RTU)	6	/
				/M: 1 analog output (programmable 4-20mA)	6	
	AMC48-AI3	●Three phase ammeter ●Display: LED ●Input: AC 1A or 5A	29	/	/	/
	AMC48L-AI3	●Three phase ammeter ●Display: LCD ●Input: AC 1A or 5A	44	/	/	/
Panel size: 49×49mm Cut out: 45×45mm Depth: 93mm	AMC48-AV	●Single phase voltmeter ●Display: LED ●Input: AC 100V , 220V or 380V	20	/C: RS485(Modbus-RTU)	6	/
				/M: 1 analog output (programmable 4-20mA)	6	
	AMC48L-AV	●Single phase voltmeter ●Display: LCD ●Input: AC 100V , 220V or 380V	35	/C: RS485(Modbus-RTU)	6	/
				/M: 1 analog output (programmable 4-20mA)	6	
	AMC48-AV3	●Three phase voltmeter ●Display: LCD ●Input: AC 100V , 220V or 380V	29	/	/	/
	AMC48L-AV3	●Three phase voltmeter ●Display: LCD ●Input: AC 100V , 220V or 380V	44	/	/	/
Panel size: 75×75mm Cut out: 67×67mm Depth:94.3mm	AMC72-AI	●Single phase ammeter ●Display: LED ●Input: AC 1A or 5A	23	/C: RS485(Modbus-RTU)	6	1.KC 2.CJM
				/M: 1 analog output (programmable 4-20mA)	6	
				/K: 2DI/2DO	6	
				/J : alarm	6	
	AMC72L-AI	●Single phase ammeter ●Display: LCD ●Input: AC 1A or 5A	38	/C: RS485(Modbus-RTU)	6	1.KC 2.CJM
				/M: 1 analog output (programmable 4-20mA)	6	
				/K: 2DI/2DO	6	
				/J : alarm	6	
	AMC72-AI3	●Three phase ammeter ●Display: LED ●Input: AC 1A or 5A	37	/C: RS485(Modbus-RTU)	6	1.KC 2.CJM
				/M: 1 analog output (programmable 4-20mA)	6	
				/K: 2DI/2DO	6	
				/J : alarm	6	
	AMC72L-AI3	●Three phase ammeter ●Display: LCD ●Input: AC 1A or 5A	50	/C: RS485(Modbus-RTU)	6	1.KC 2.CJM
				/M: 1 analog output (programmable 4-20mA)	6	
				/K: 2DI/2DO	6	
				/J : alarm	6	

Shape & Cut-out	Type	Function	FOB Shanghai (USD)	Option	Module Price (USD)	Option Group (USD)
Panel size: 75×75mm Cut out: 67×67mm Depth:94.3mm	AMC72-AV	●Single phase voltmeter ●Display: LED ●Input: AC 100V , 220V or 380V	23	/C: RS485(Modbus-RTU)	6	1.KC 2.CJM
				/M: 1 analog output (programmable 4-20mA)	6	
				/K: 2DI/2DO	6	
				/J : alarm	6	
	AMC72L-AV	●Single phase voltmeter ●Display: LCD ●Input: AC 100V , 220V or 380V	38	/C: RS485(Modbus-RTU)	6	1.KC 2.CJM
				/M: 1 analog output (programmable 4-20mA)	6	
				/K: 2DI/2DO	6	
				/J : alarm	6	
	AMC72-AV3	●Three phase voltmeter ●Display: LED ●Input: AC 100V , 220V, 380V or 660V	37	/C: RS485(Modbus-RTU)	6	1.KC 2.CJM
				/M: 1 analog output (programmable 4-20mA)	6	
				/K: 2DI/2DO	6	
				/J : alarm	6	
	AMC72L-AV3	●Three phase voltmeter ●Display: LCD ●Input: AC 100V , 220V, 380V or 660V	50	/C: RS485(Modbus-RTU)	6	1.KC 2.CJM
				/M: 1 analog output (programmable 4-20mA)	6	
				/K: 2DI/2DO	6	
				/J : alarm	6	
Panel size: 96×96mm Cut out: 88×88mm Depth:77.8mm	AMC96-AI	●Single phase ammeter ●Display: LED ●Input: AC 1A or 5A	40	/C: RS485(Modbus-RTU)	6	1.KC 2.CJM
				/M: 1 analog output (programmable 4-20mA)	6	
				/K: 2DI/2DO	6	
				/J : alarm	6	
	AMC96L-AI	●Single phase ammeter ●Display: LCD ●Input: AC 1A or 5A	55	/C: RS485(Modbus-RTU)	6	1.KC 2.CJM
				/M: 1 analog output (programmable 4-20mA)	6	
				/K: 2DI/2DO	6	
				/J : alarm	6	
	AMC96-AI3	●Three phase ammeter ●Display: LED ●Input: AC 1A or 5A	44	/C: RS485(Modbus-RTU)	6	1.KC 2.CJM 3.3M+C
				/M: 1 analog output (programmable 4-20mA)	6	
				/K: 2DI/2DO	6	
				/J : alarm	6	
	AMC96L-AI3	●Three phase ammeter ●Display: LCD ●Input: AC 1A or 5A	60	/C: RS485(Modbus-RTU)	6	1.KC 2.CJM 3.3M+C
				/M: 1 analog output (programmable 4-20mA)	6	
				/K: 2DI/2DO	6	
				/J : alarm	6	
Panel size: 96×96mm Cut out: 92×92mm Depth:77.8mm	AMC96-AV	●Single phase voltmeter ●Display: LED ●Input: AC 100V , 220V or 380V	40	/C: RS485(Modbus-RTU)	6	1.KC 2.CJM
				/M: 1 analog output (programmable 4-20mA)	6	
				/K: 2DI/2DO	6	
				/J : alarm	6	
	AMC96L-AV	●Single phase voltmeter ●Display: LCD ●Input: AC 100V , 220V or 380V	55	/C: RS485(Modbus-RTU)	6	1.KC 2.CJM
				/M: 1 analog output (programmable 4-20mA)	6	
				/K: 2DI/2DO	6	
				/J : alarm	6	
	AMC96-AV3	●Three phase voltmeter ●Display: LED ●Input: AC 100V , 220V, 380V or 660V	44	/C: RS485(Modbus-RTU)	6	1.KC 2.CJM 3.3M+C
				/M: 1 analog output (programmable 4-20mA)	6	
				/K: 2DI/2DO	6	
				/J : alarm	6	
	AMC96L-AV3	●Three phase voltmeter ●Display: LCD ●Input: AC 100V , 220V, 380V or 660V	60	/C: RS485(Modbus-RTU)	6	1.KC 2.CJM 3.3M+C
				/M: 1 analog output (programmable 4-20mA)	6	
				/K: 2DI/2DO	6	
				/J : alarm	6	

➢ AC Smart Power Analyzer

Shape & Cut-out	Type	Function	FOB Shanghai (USD)	Option	Module Price (USD)	Option Group (USD)
 Panel size: 75×75mm Cut out: 67×67mm Depth:94.3mm	AMC72-E	●Single Phase Power meter ●Display: LED ●I, U, kW, kvar, kVA, kWh, kvarh, Hz, PF	37	/C: RS485(Modbus-RTU)	6	1.KC 2.CJ 3.KMC
				/K: 2DI/2DO	6	
	AMC72L-E	●Single Phase Power meter ●Display: LCD ●I, U, kW, kvar, kVA, kWh, kvarh, Hz, PF	44	/J : alarm	6	
				/KM: 2DI/2DO/1M	6	
	AMC72-E4/KC	●Three phase power meter ●Display: LED ●I, U, kW, kvar, kVA, kWh, kvarh, Hz, PF ●2DI2DO ●1Ep pluse output	53	/H: THDi, THDu,2-31st harmonic	14	1.H+SOE+K 2.H+SOE+KM
				/SOE: event record	14	
				/K: 4DI/2DO	6	
	AMC72L-E4/KC	●Three phase power meter ●Display: LCD ●I, U, kW, kvar, kVA, kWh, kvarh, Hz, PF ●2DI2DO ●1Ep pluse output		/KM: 2DI/2DO/1M	6	
				/F:Multiple rate	9	
 Panel size: 96×96mm Cut out: 88×88mm Depth: 77.8mm	AMC96-E4/KC	●Three phase power meter ●Display: LED ●I, U, kW, kvar, kVA, kWh, kvarh, Hz,PF ●4DI2DO ●1Ep pluse output	74	/H: THDi,THDu,2-31st harmonic	29	H+SOE+2M
				/SOE: event record	14	
				/K2M: 2 analog output (When 2M is selected, the switching function is 2DI/2DO)	12	
				/F:Multiple rate	9	
	AMC96L-E4/KC	●Three phase power meter ●Display: LCD ●I, U, kW, kvar, kVA, kWh, kvarh, Hz, PF ●4DI2DO ●1Ep pluse output	74	/H: THDi,THDu,2-31st harmonic	29	H+SOE+2M
				/SOE: event record	14	
				/2M: 2 analog output (When 2M is selected, the switching function is 2DI/2DO)	12	
				/F:Multiple rate	9	

➢ DC Ammeter/Voltmeter

Shape & Cut-out	Type	Function	FOB Shanghai (USD)	Option	Module Price (USD)	Option Group (USD)
 Panel size: 75×75mm Cut out: 67×67mm Depth:94.3mm	AMC72-DI	LED display DC programmable ammeter	37	/C: RS485(Modbus-RTU)	6	1. K+C 2. C+J+M
	AMC72L-DI	LCD display DC programmable ammeter	50	/M: 1 analog output (programmable 4-20mA)	6	
	AMC72-DV	LED display DC programmable voltmeter	37	/K: 2DI/2DO	6	
	AMC72L-DV	LCD display DC programmable voltmeter	50	/J: alarm	6	

2.ARTU Series Remote Terminal Unit

Name	Type	Technical Parameter	FOB Shanghai(USD)	Option FOB Shanghai(USD)
 DIN 35mm	ARTU100-KJ8	8DI/8DO, RS485(Modbus-RTU)	150	1.CE:Ethernet +85 2.MJ16:16DO +85 3.MPow:+40 4.MKA18: 18DI(AC220V) +85 5.MK18:18DI+85 6.MA84:8AI+4AO +85
	ARTU100-K16	16DI, RS485(Modbus-RTU)	150	
	ARTU100-K32	32DI, RS485(Modbus-RTU)	260	

3.ARD Series Smart Motor Protector

➢ ARD2 Series Smart Motor Protector

Shape & Cut–out	Type	Function	FOB Shanghai (USD)	Option FOB Shanghai(USD)
 Panel size: 96×48mm Cut-out: 91×44mm	ARD2-1/**	It can protect the motor within rated current range from timeout start-up,overload,blocking, short circuit,under load, unbalance,phase failure and so on. LED display	120	1./J:Alarm+6 2./C:RS485(Modbus-RTU)+9 3./L:Leakage protection (please refer to model list) 4./M:4-20mA analog output+6 5./K: 8DI1DO +9USD 6./SR:SOE record+6
	ARD2-5/**		120	
	ARD2-1.6/**		120	
	ARD2-6.3/**		120	
	ARD2-25/**		120	
	ARD2-100/**		120	
	ARD2-250/**		185	
	ARD2-800/**		305	

Shape & Cut–out	Type	Function	FOB Shanghai (USD)	Option FOB Shanghai(USD)
 Panel size: 96×48mm Cut-out: 91×44mm	ARD2L-1/**	It can protect the motor within rated current range from timeout start-up,overload,blocking, short circuit,under load, unbalance,phase failure and so on. LCD display	135	1./J:Alarm+6 2./C:RS485(Modbus-RTU)+9 3./L:Leakage protection (please refer to model list) 4./M:4-20mA analog output+6 5./K: 8DI1DO +9USD 6./SR:SOE record+6
	ARD2L-5/**		135	
	ARD2L-1.6/**		135	
	ARD2L-6.3/**		135	
	ARD2L-25/**		135	
	ARD2L-100/**		135	
	ARD2L-250/**		215	
	ARD2L-800/**		340	

❖ Leakage Current Protection (L) Product List

Rated current(A)	CT type	FOB Shanghai(USD)	CT aperture
≤100A	KB1:5A/5mA	30	ϕ 46mm
100A–250A	KB2: 5A/5mA	60	ϕ 81mm
250A–800A	KB3: 5A/5mA	88	ϕ 150mm

➢ ARD2F Series Smart Motor Protection Relay

Shape & Cut-out	Type	Function	FOB Shanghai (USD)	Option FOB Shanghai USD
 Panel size: 90×70mm Cut-out: 86×66mm	ARD2F-1/**	It can protect the motor withinrated current range from timeout start-up, overload,blocking,short circuit,under load,unbalance, phase failure and so on.	130	1./Q:control start/stop+12 2./K: 9channel DI+9 3./J: alarm+6 4./C: RS485(Modbus-RTU)+9 5./2C: 2 channels RS485(Modbus-RTU)+18 6./CP:profibus+148 7./L:leakage protection 8./M:4-20mA analog output+6 9./SR:SOE event record+9 10./T:temperature protection+9 11./U:voltage+9 12./90L:display unit+12 13./SU:anti electricity shake+18 14.tE time protection+9 15./Ep:electrical energy+18 16./UT:utility tunnel+9
	ARD2F-5/**		130	
	ARD2F-1.6/**		130	
	ARD2F-6.3/**		130	
	ARD2F-25/**		130	
	ARD2F-100/**		130	
	ARD2F-250/**		175	
	ARD2F-800/**		265	

❖ Leakage Current Protection (L) Product List

Rated current(A)	CT type	FOB Shanghai(USD)	CT aperture
≤100A	KB1:5A/5mA	30	ϕ 46mm
100A-250A	KB2: 5A/5mA	60	ϕ 81mm
250A-800A	KB3: 5A/5mA	88	ϕ150mm

❖ ARD Wiring

Model	Standard product		Optional specification
ARD2/ARD2F/ARD3M	Main module and current transformers		3m/5m
	≤100A	> 100A	
	1m	Prepared by users	
ARD2M	Integrated Type:6cm Split Type: 1m	1m	none
ARD3T	Main module & Measurement module (1m)	Main module & Measurement module (1m) Measurement Module with CT (Prepared by users)	1m
90L	1.5m		3m/5m

Wire which is over parts of Standard configuration, the cost will be USD 1.5/m

➢ ARD3M Series Smart Motor Protector

Shape	Type	Function	FOB Shanghai (USD)	Option		Model Price (USD)
 Panel size: 98×60mm Cut-out: 93×56mm	ARD3M-1	Measure three-phase current, overload, blocking, locking, overload, phase off, imbalance, PTC protection, etc., Standard 10DI/6DO programmable, 2 channels Modbus-RTU.	296	H	2-63rd harmonics current, voltage	30
				SR	SEO	30
				Ri	Insulation monitoring	30
	ARD3M-5		296	WR	Wave records	30
				M1	1 channel 4-20mA	30
	ARD3M-25		296	M2	2 channels 4-20mA	60
				SU	SU	60
				CP	Profibus	237
	ARD3M-100		296	2CP	2 channels Profibus	474
				PNET	Profinet Communication	356
				MCE	Ethernet Communication	74
	ARD3M-250		356	60L1	Normal display	45
				60L2	Color display	104
	ARD3M-800		415	L	Leakage protection ≤100A	30
				L	Leakage protection 100A-250A	60
				L	Leakage protection 250A-800A	89
Appendix	Cable between main module & display unit /3m			>1.5m: 1.5USD/m		
	Cable between main module & display unit /5m			>1.5m: 1.5USD/m		

➢ ARD2M Intelligent Motor Prection Relay

Shape & Cut-out	Type	Function	FOB Shanghai (USD)		Option	Model Price (USD)
 Pannel Size: 98×60mm Cut-out: 92×55mm	ARD2M-1	Measure three-phase voltage、current, owerloed、blocking, locking、phase off、imbalance、PTC/NTC/PT100 protection etc., Standard 8DI5DO programmable, 1 channel Modbus-RTU	240	Ep	Electrical energy	60
				M	1 channel 4-20mA analog output	30
	ARD2M-5		240	C	RS485(Modbus-RTU)	30
				CP	Profibus	145
	ARD2M-25		240	2C	2 channels RS485(Modbus-RTU)	60
				CCP	1 channel RS485(Modbus-RTU)+1 channel Profibus	175
	ARD2M-100		240	T	Temperature protection	30
	ARD2M-250		270	SU	Anti electricity shake	60
				L	Leakage protection	/
	ARD2M-800		300	SR	SOE event record	30

❖ Leakage Current Protection (L) Product List

Rated Current(A)	CT type	FOB Shanghai(USD)	CT aperture
≤100	KB1:5A/5mA	30	∮45mm
100-250	KB2:5A/5mA	60	∮81mm
250-400	KB3:5A/5mA	90	∮100mm

4.WHD Series Temperature&Humidity Controller

Shape & Cut–out	Type	Function	FOB Shanghai (USD)	Option	Option Group	Module Price (USD)
Panel size: 49×49mm Cut-out: 45×45mm	WHD48–11	Measure one channel temperature & humidity(with sensors)	32	/C: RS485 (Modbus-RTU)	/	/C: 9
Panel size: 75×75mm Cut-out: 67×67mm	WHD72-11	Measure one channel temperature & humidity(with sensors)	65	/C: RS485 (Modbus-RTU) /J: Alarm /M: Two analog output(pro-grammable 4-20mA)	1.JC 2.JM	/C: 9 /J: 4 /M: 9
	WHD72-22	Measure two channel temperature & humidity(with sensors)	94			
Panel size: 120×60mm Cut-out: 116×56mm	WHD46–11	Measure one channel temperature & humidity(with sensors)	70	/C: RS485 (Modbus-RTU) /J: Alarm /M: Two analog output(pro-grammable 4-20mA)	/	/C: 9 /J: 4 /M: 9
	WHD46–22	Measure two channel temperature & humidity(with sensors)	100			
	WHD46–33	Measure three channel temperature & humidity(with sensors)	130			
35mm DIN Mount	WHD20R-11	Measure one channel temperature & humidity(with sensors)	40	/C: RS485 (Modbus-RTU) /J: Alarm	1.JC	/C: 9 /J: 4
	WHD20R-22	Measure two channel temperature & humidity(with sensors)	70			
35mm DIN Mount	WH–M	Measure one channel temperature & humidity,1RS485(Modbus-RTU)	44	/		/

5.AM Series Protection Relay

➢ AM2SE series

Shape & Cut–out	Type	Main Function	Application	FOB Shanghai (USD)
 4x AC Measuring Current Input 3x AC Measuring Voltage Input 6x LED Indicator 8x DI (Digital Inputs) 5x DO (Digital Outputs) 1x RS485 Communication Interface	AM2SE-V	Overcurrent, earth fault, negative sequence, auto-reclose,overload, under frequency, post-accelearated overcurrent, overvoltage, undervoltage,non-electricity.	PT supervision/Line/Feeder/Transformer	297
	AM2SE-H			
	AM5–FT	Anti–pumping circuit	/	36

➢ AM3 series

Shape & Cut–out	Type	Main Function	Application	FOB Shanghai (USD)
4x AC Measuring Current Input 3x AC Measuring Voltage Input 8x Programable LED Indicator 8x DI (Digital Inputs) 5x DO (Digital Outputs) 1x RS485 Communication Interface	AM3-I	Overcurrent, earth fault,loss of voltage, under frequency, over frequency, over voltage, directional power, auto-close with voltage recovery, auto-close with power recovery.	Anti-islanding protection relay	570
	AM5–FT	Anti–pumping circuit	/	36

➢ AM3SE series

Shape & Cut–out	Type	Main Function	Application	FOB Shanghai (USD)
 5x AC Measuring Current Input 3x AC Measuring Voltage Input 6x LED Indicator 11x DI (Digital Inputs) 5x DO (Digital Outputs) 1x RS485 Communication Interface Time Calibration via GPS	AM3SE-U	Overvoltage, undervoltage, residual overvoltage, self-produced over zero-voltage, PT supervision.	PT supervision	445
	AM3SE-I	overcurrent, earth fault, negative sequence, auto-reclose, overload, under frequency, post-accelearated overcurrent, overvoltage, undervoltage,non-electricity.	Line/Feeder/ Transformer	
	AM5–FT	Anti–pumping circuit	/	36

➢ AM4 Series

Shape & Cut–out	Type	Main Function	Application	FOB Shanghai (USD)
 6x AC Measuring Current Input 4x AC Measuring Voltage Input 8x Programmable LED Indicator 13x DI (Digital Inputs) 5x DO (Digital Outputs) 1x RS485 Communication 1x RJ45/Ethernet Communication Interface 1x USB Interface Independent Operation Circuit Time Calibration Via GPS	AM4–U1	Undervoltage, overvoltage, residual overvoltage, PT supervision, self-produced over zero-voltage.	PT supervision	740
	AM4–I	Overcurrent, earth fault, negative sequence overcurrent, auto-reclose, overload, under frequency, post-accelerated overcurrent, overvoltage, undervoltage,non-electricity.	Line/ Feeder/ Transformer	
/	Accessories	Ethernet	/	37

Acrel

➢ AM5

Shape&Cut-out	Type	Main Function	Application	FOB Shanghai (USD)
 8x AC Measuring Current Input 4x AC Measuring Voltage Input 8x Programmable LED Indicator 16x DI (Digital Inputs) 10x DO (Digital Outputs) 2x RS485 Communication Interface 1x USB Interface Independent Operation Circuit Time Calibration Via GPS	AM5–F	Directional overcurrent, overcurrent IDMT, earth fault, earth fault IDMT, overload, trip and close circuit supervision, loss of voltage, PT supervision, three phase auto-reclose, under frequency, over frequency, Post-Accelerated overcurrent, overvoltage, residual overvoltage, directional power, FC block, RS485 (2 ports), modbus serial, IEC 60870-5-103, IEC 60870-5-101, tripping context records, SOE, electric parameter (U, I, P, Q, PF, F, Ep, Eq, Es), remote control, GPS.	Line/Feeder	1110
	AM5–M	Overcurrent, overcurrent IDMT, earth fault, overload, trip and close circuit supervision, undervoltage, PT supervision, blocking rotor, residual overvoltage, non-electricity, starting time-out, thermal overload, negative sequence overcurrent, overvoltage average, overcurrent average, Incorrect phase sequence, FC block, RS485 (2 ports), modbus serial, IEC 60870-5-103, IEC 60870-5-101, tripping context records, SOE, electric parameter (U, I, P, Q, PF, F, Ep, Eq, Es), remote control, GPS.	Motor	1110
	AM5–B	Overcurrent, overcurrent IDMT, trip and close circuit supervision, PT supervision, Post-Accelerated overcurrent, bus tie protection and standby power automatic switch, RS485 (2 ports), modbus serial, IEC 60870-5-103, IEC 60870-5-101, tripping context records, SOE, remote control, GPS.	Bus tie	1110
	AM5–C	Overcurrent, overcurrent IDMT, earth fault, PT supervision, capacitor undervoltage, unbalance voltage, unbalance current, residual overvoltage, non-electricity, FC block, RS485 (2 ports), modbus serial, IEC 60870-5-103, IEC 60870-5-101, tripping context records, SOE, electric parameter (U, I, P, Q, PF, F, Ep, Eq, Es), remote control, GPS.	Capacitor	1110
	AM5–T	Overcurrent, overcurrent IDMT, earth fault, earth fault IDMT, overload, trip and close circuit supervision, PT supervision, non-electricity, FC block, RS485 (2 ports), modbus serial, IEC 60870-5-103, IEC 60870-5-101, tripping context records, SOE, electric parameter (U, I, P, Q, PF, F, Ep, Eq, Es), remote control, GPS.	Transformer	1110
	AM5–U1	Undervoltage alarm, PT supervision, overvoltage, residual overvoltage, RS485 (2 ports), modbus serial, IEC 60870-5-103, IEC 60870-5-101, SOE,GPS.	PT	1110

Shape&Cut-out	Type	Main Function	Application	FOB Shanghai (USD)
	AM5-DB	Undervoltage standby power Automatic Transfer;RS485(2 ports);Modbus Serial; IEC 6870-5-103,IEC 60870-5-101; remote control, SOE,GPS	Undervoltage Standby power Automatic Transfer	1480

➢ AM5SE

Shape&Cut-out	Type	Main Function	Application	FOB Shanghai (USD)
 8x AC Measuring Current Input 6x AC Measuring Voltage Input 2x 4~20mA DC Output 8x Programmable LED Indicator 20x DI (Digital Inputs) 10x DO (Digital Outputs) 2x RS485 Communication Interface 2x RJ45/Ethernet Communication Interface 1x RS232 Communication Interface 1x USB Interface Independent Operation Circuit Time Calibration via GPS	AM5SE–F	Directional overcurrent, overcurrent IDMT, earth fault, overload, Trip and close circuit supervision, loss of voltage, residual overvoltage, PT supervision, three phase auto-reclose, over frequency protection, under frequency protection, Post-Accelerated overcurrent, directional power, FC block, RS485 (2 ports), ethernet (2 ports), USB (1 port), modbus serial, modbus over ethernet, IEC 60870-5-103, TCP IEC 60870-5-103, IEC 60870-5-101, 4-20mA analog output, electric parameter (U, I, P, Q, PF, F, Ep, Eq, Es), fault recorder, numbers of circuit breaker trip and close, SOE, trip and close circuit supervision, remote control, GPS.	Line/Feeder	1110
	AM5SE–T	Overcurrent, overcurrent IDMT, earth fault, overload, trip and close circuit supervision, PT supervision, non-electricity, FC block, RS485 (2 ports), ethernet (2 ports), USB (1 port), modbus serial, modbus over ethernet, IEC 60870-5-103, TCP IEC 60870-5-103, IEC 60870-5-101, 4-20mA analog output, electric parameter (U, I, P, Q, PF, F, Ep, Eq, Es), fault recorder, numbers of circuit breaker trip and close, SOE, trip and close circuit supervision, remote control, GPS.	Transformer	1110
	AM5SE–M	Motor start overcurrent, motor run overcurrent, overcurrent IDMT, earth fault, overload, trip and close circuit supervision, undervoltage, overvoltage, residual overvoltage, PT supervision, non-electricity, blocking rotor, starting time-out, thermal overload, overvoltage average, incorrect phase sequence, voltage phase loss protection, negative sequence overcurrent, FC block, RS485 (2 ports), ethernet (2 ports), USB (1 port), modbus serial, modbus over ethernet, IEC 60870-5-103, TCP IEC 60870-5-103, IEC 60870-5-101, 4-20mA analog output, electric parameter (U, I, P, Q, PF, F, Ep, Eq, Es), fault recorder, numbers of circuit breaker trip and close, SOE, trip and close circuit supervision, remote control, GPS.	Motor (＜2000kw)	1110

Shape&Cut-out	Type	Main Function	Application	FOB Shanghai (USD)
 8x AC Measuring Current Input 6x AC Measuring Voltage Input 2x 4~20mA DC Output 8x Programmable LED Indicator 20x DI (Digital Inputs) 10x DO (Digital Outputs) 2x RS485 Communication Interface 2x RJ45/Ethernet Communication Interface 1x RS232 Communication Interface 1x USB Interface Independent Operation Circuit Time Calibration via GPS	AM5SE–B	Directional overcurrent, overcurrent IDMT, bus Charging, trip and close circuit supervision, PT supervision, bus tie protection and standby power automatic switch, RS485 (2 ports), ethernet (2 ports), USB (1 port), modbus serial, modbus over ethernet, IEC 60870-5-103, TCP IEC 60870-5-103, IEC 60870-5-101, 4-20mA analog output, fault recorder, numbers of circuit breaker trip and close, SOE, trip and close circuit supervision, remote control, GPS.	Bus tie	1110
	AM5SE–C	Directional overcurrent, overcurrent IDMT, earth fault, trip and close circuit supervision, overvoltage, capacitor undervoltage, residual overvoltage, unbalance voltage, unbalance current, PT supervision, Post-Accelerated overcurrent, non-electricity, RS485 (2 ports), Ethernet (2 ports), USB (1 port), modbus serial, modbus over ethernet, IEC 60870-5-103, TCP IEC 60870-5-103, IEC 60870-5-101, 4-20mA analog output, electric parameter (U, I, P, Q, PF, F, Ep, Eq, Es), fault recorder, numbers of circuit breaker trip and close, SOE, trip and close circuit supervision, remote control, GPS.	Capacitor	1110
	AM5SE-D2	Differential protection with ratio restraining, instantaneous differential protection, CT supervision, RS485 (2 ports), ethernet (2 ports), USB (1 port), modbus serial, modbus over ethernet, IEC 60870-5-103, TCP IEC 60870-5-103, IEC 60870-5-101, 4-20mA analog output, electric parameter (U, I, P, Q, PF, F, Ep, Eq, Es), fault recorder, numbers of circuit breaker trip and close, SOE, trip and close circuit supervision, remote control, GPS.	Transformer (>2000kVA)	1770
	AM5SE-TB	Directional overcurrent, overcurrent IDMT, earth fault, overload, trip and close circuit supervision, residual overvoltage, PT supervision, non-electricity, FC block, RS485 (2 ports), ethernet (2 ports), USB (1 port), modbus serial, modbus over ethernet, IEC 60870-5-103, TCP IEC 60870-5-103, IEC 60870-5-101, 4-20mA analog output, electric parameter (U, I, P, Q, PF, F, Ep, Eq, Es), fault recorder, numbers of circuit breaker trip and close, SOE, trip and close circuit supervision, remote control, GPS.	Transformer (>2000kVA)	1770
	AM5SE-UB	Undervoltage, overvoltage, residual overvoltage, PT supervision, PT supervision and parallel connection, RS485 (2 ports), Ethernet (2 ports), USB (1 port), modbus serial, modbus over ethernet, IEC 60870-5-103, TCP IEC 60870-5-103, IEC 60870-5-101, 4-20mA analog output, electric parameter (U, Fr), SOE, GPS.	PT supervision and parallel connection	1110
	AM5SE-MD	Differential protection with ratio restraining, instantaneous differential protection, motor start overcurrent, motor run overcurrent, overcurrent IDMT, earth fault, overload, trip and close circuit supervision, undervoltage, overvoltage, residual overvoltage, unbalance voltage, unbalance current, PT supervision, CT supervision, non-electricity, blocking rotor, starting time-out, thermal overload, overvoltage average, incorrect phase sequence, voltage phase loss protection, negative sequence overcurrent, FC block, RS485 (2 ports), ethernet (2 ports), USB (1 port), modbus serial, modbus over ethernet, IEC 60870-5-103, TCP IEC 60870-5-103, IEC 60870-5-101, 4-20mA analog output, electric parameter (U, I, P, Q, PF, F, Ep, Eq, Es), fault recorder, numbers of circuit breaker trip and close, SOE, trip and close circuit supervision, remote control, GPS.	Motor (＞2000kW)	1770

Shape&Cut-out	Type	Main Function	Application	FOB Shanghai (USD)
	AM5SE-D3	Differential protection with ratio restraining, instantaneous differential protection, CT supervision, RS485 (2 ports), ethernet (2 ports), USB (1 port), modbus serial, modbus over ethernet, IEC 60870-5-103, TCP IEC 60870-5-103, IEC 60870-5-101, 4-20mA analog output, electric parameter (U, I, P, Q, PF, F, Ep, Eq, Es), fault recorder, numbers of circuit breaker trip and close, SOE, trip and close circuit supervision, remote control, GPS.	Transformer (>2000kVA)	1770
	AM5SE-K	20 channels of remote signals, 10 channels of switch output, remote measurement	Public measurement and control relay	1110
	AM5SE-IS	Overcurrent,directional overcurrent (with voltage dependant, 3 stages),CT supervision,2 stages earth fault ,overcurrent IDMT,earth fault IDMT,overload,trip and close circuit supervision, loss of voltage (trip), loss of voltage (alarm) ,PT disconnection alarm,three phase auto-reclose,under frequency,over frequency, post-accelerated overcurrent,overvoltage protection,residual overvoltage protection,directional power,FC block,synchro-check, rate of change of frequency,auto-close with voltage recovery,over haul-lockout,auto-close with power recovery,loss of power.	Anti-islanding protection relay	1110
Accessories		4-20mA		70
		1 Ethernet		37
		2 Ethernet		74

6.ARTM Series Temperature Monitor

➢ Temperature Sensor

Shape	Type	Function	FOB Shanghai (USD)
	ATE300M	Belt/Din rail Multi-circuit wireless temperature sensor; 6 channels; Application: Cable Joints, LV Cabinet.	118
	ATE300P	High protection level wireless temperature sensor; Application: Motor Shell, Cable Trench.	148
	ATE400	Tied type passive wireless temperature sensor; Application: MV Switchgear, Busbar Cable, Moving/static contact.	60
	ACE100-29	Conplex wireless temperature sensor(split type); Application: LV Cable.	150

Shape	Type	Function	FOB Shanghai (USD)
	AHE100	Temperature and humidity wireless sensor	60

Type		Function	FOB Shanghai (USD)
PT100	TPS01TP100-2000	-50℃~+200℃	18
NTC	NTC-B150B/YTΦ12-V01-2M NTC-B150B/YTΦ8-V01-2M	-40℃～+140℃	2
	NTC-B150B/YTΦ12-V01-4M NTC-B150B/YTΦ8-V01-4M		3

➢ Gather/Display Terminal

Shape & Cut-out	Type	Function	FOB Shanghai (USD)
	ATC600-C ATC600-Z	Wireless transceiver,receive data from 240 ATE100M/100/200/400；1 RS485；2 alarm relays	118
	ATC600-M	Wireless transceiver, receive data from 240 ATE300M, 1 RS485，2 alarm relays	118
 Cut-out:92×92mm	ARTM-Pn	Wireless temperature measuring device, receive data from 60 ATE sensor, 1 RS485 ,4DI/2DO	220
	ARTM-8L	Wireless temperature measuring device, receive data from 8 PT100/PT1000/NTC, ATE300M, 1 RS485，5 alarm relays	220

Shape & Cut-out	Type	Function	FOB Shanghai (USD)
	ATP007	7 inch touch screen	176
	ATP010	10 inch touch screen	370
	KDYA-DG30-24K	Input：AC/DC 110Vor220V Output：DC24V With ATP007.ATP010	36
 Cut-out:88×88mm	ARTM-8	Intelligent temperature control meter, 8 channels temperature measuring (PT100 sensor)	100
	ARTM-24	Intelligent temperature control meter, 24 channels temperature measuring(PT100 sensor)	296

7.ASJ Series Residual Current Relay

Shape &Cut-out	Type	Function	FOB Shanghai (USD)	Option&Price(USD)
 Panel size: 48×48mm Cut-out: 45×45mm	ASJ20-LD1C	Measurement of type AC residual current Alarm when the residual current exceeds the set value Adjustable rated residual current from 0.03 to 0.5 A Adjustable limiting no-actuating time from0.1s to 0.5s 2 relay output(1 NC contact,1 normal changeover contact) Local/ remote “test” and “reset” function	130	/
	ASJ20-LD1A	Measurement of type A residual current Residual current percentage light bar indication (30%,50%,70%,TRIP) Adjustable rated residual current from 0.03 to 30 A Adjustable limiting no-actuating time from 0.1 to 10s 2 programmable relay output(1 NC contact,1 normal changeover contact) Local/ remote/automatic “test” and “reset” function	160	/
	ASJ10-LD1C	Measurement of type AC residual current Alarm when the residual current exceeds the set value Adjustable rated residual current from 0.03 to 0.5 A Adjustable limiting no-actuating time from0.1s to 0.5s 2 relay output(1 NC contact,1 normal changeover contact) Local/ remote “test” and “reset” function	130	/

Shape &Cut-out	Type	Function	FOB Shanghai (USD)	Option&Price(USD)
	ASJ10-LD1A	Measurement of type A residual current Residual current percentage light bar indication (30%,50%,70%,TRIP) Adjustable rated residual current from 0.03 to 30 A Adjustable limiting no-actuating time from 0.1 to 10s 2 programmable relay output(1 NC contact,1 normal changeover contact).Local/ remote/automatic “test” and “reset” function	160	/
	ASJ10L-LD1A	Measurement of type A residual current Continuously adjustable of Rated residual current from 0.03 to 30A Continuously Adjustment of limiting no-actuating time0.1 to 10s 2 programmable relay output(1 NC contact,1 normal changeover contact) Local/ remote/automatic “test” and “reset” function Multi-function LC display RS485 communication with modbus-RTU protocol	189	/C:RS485+9
	ASJ60-LD16A	16 measuring channels per device for residual current measurement, response ranges: 1mA…30A. 17 relays with N/C or N/O contacts,16 relays for per residual current measuring channel, one for waterlog. Fault trip and automatic reclosing for each channel, adjustable reclosing times and delay. 2 DI for waterlog and other switch status. Up to 30 fault message memory. Mute/test/reset function.	266	/

Note: 1. The model residual current transformer used with ASJ residual current relay

8. APView Series Power Quality Monitor

Shape	Type	Function	FOB Shanghai (USD)
 APView500 Power Quality Monitor	APView500	Real-time voltage and current waveform; Voltage deviation、Frequency deviation、2nd-63rd Harmonics voltage/current、0.5th-62.5th Interharmonics voltage/current、Voltage flicker、Voltage fluctuation、Rapid voltage change; Voltage interruption、Voltage swell、Voltage dip; Transient current、Transient voltage; Event recorder;Waveform recorder;PQDIF saved;WebServer RS485 (2 ports);Ethernet(4 ports);GPS timing(IRIG-B);USB (1 port)	3500
Accessories		IEC61850	500

9. ARB6 Series Arc Flash Protection Relay

Shape	Type		Function	FOB Shanghai (USD)	Remarks
Arc Flash Protection	ARB6	A6	1.Arc single criterion, arc+current dual criterion, arc+zero sequence voltage dual criterion 2.Arc light sensor outputs light signal, photoelectric,conversion 3.Monitoring arc light, current and voltage 4.Arc light sensor and fiber optic link self check 5.Location of arc fault points and implementation of zone protection based on different fault points 6.Record protection, action time and recording data	2113	Operation time: Arc criterion≤3.8ms Arc&Current criterion≤7.8ms The arc action value can be adjusted Current and voltage action values can be adjusted
		A12		2817	
		A18		3521	
		A24		4225	
		A30		4930	
		3E	Three Ethernet Interfaces	71	Optional Functions

10. APD100 Series Partial Discharge Detector

Shape	Type	Function	FOB Shanghai (USD)
	APD100	1. Measure the discharge amplitude and frequency 2. Partial discharge alarm 3. DIN-Rail Mounting 4. MODBUS-RTU（RS485） 5. DC10~30V power supply	1058

11. ASCB Smart MCB

Shape	Type	Function	Rated Current	Tripping Curve	FOB Shanghai (USD)
109*70*36mm	ASCB1-63-C16-1P	voltage, current, power, energy, temperature, and etc; Protection: overvoltage, undervoltage, overload, short circuit, overcurrent, over temperature, leakage, etc; Local&remote control, timing control;	16A	Type C	85
	ASCB1-63-C32-1P		32A		85
	ASCB1-63-C63-1P		63A		85
	ASCB1-63-D16-1P		16A	Type D	85
	ASCB1-63-D32-1P		32A		85
	ASCB1-63-D63-1P		63A		85
109*70*54mm	ASCB1-63-C16-2P	voltage, current, power, energy, temperature, leakage and etc; Protection: overvoltage, undervoltage, overload, short circuit, overcurrent, over temperature, leakage, etc; Local&remote control, timing control;	16A	Type C	113
	ASCB1-63-C32-2P		32A		113
	ASCB1-63-C63-2P		63A		113

Shape	Type	Function	Rated Current	Tripping Curve	FOB Shanghai (USD)
109*70*54mm	ASCB1-63-D16-2P	voltage, current, power, energy, temperature, leakage and etc; Protection: overvoltage, undervoltage, overload, short circuit, overcurrent, over temperature, leakage, etc; Local&remote control, timing control;	16A	TypeD	113
	ASCB1-63-D32-2P		32A		113
	ASCB1-63-D63-2P		63A		113
109*70*72mm	ASCB1-63-C16-3P	voltage, current, power, energy, temperature, and etc; Protection: overvoltage, undervoltage, overload, short circuit, overcurrent, over temperature, leakage, etc; Local&remote control, timing control;	16A	Type C	128
	ASCB1-63-C32-3P		32A		128
	ASCB1-63-C63-3P		63A		128
	ASCB1-63-D16-3P		16A	Type D	128
	ASCB1-63-D32-3P		32A		128
	ASCB1-63-D63-3P		63A		128
109*70*90mm	ASCB1-63-C16-4P	voltage, current, power, energy, temperature, leakage and etc; Protection: overvoltage, undervoltage, overload, short circuit, overcurrent, over temperature, leakage, etc; Local&remote control, timing control	16A	TypeD	141
	ASCB1-63-C32-4P		32A		141
	ASCB1-63-C63-4P		63A		141
	ASCB1-63-D16-4P		16A	Type C	141
	ASCB1-63-D32-4P		32A		141
	ASCB1-63-D63-4P		63A		141

Shape	Type	Function	FOB Shanghai (USD)	Option	Module Price (USD)
90*70*36mm	ASCB1-MS	Data Collection for ASCB; LCD Display; DI*1 / DO*1; Maximum Up to 16 ASCB; Modbus-RTU / MQTT;	92	Ethernet	21
				WiFi	21
				4G	106

12. AESP Smart Energy Sensor

Shape	Type	Function	FOB Shanghai (USD)	Option	Module Price (USD)
90*70*36mm	AESP100-MS	Data Collection for ASCB; LCD Display; DI*1 / DO*1; Maximum Up to 16 ASCB; Modbus-RTU / MQTT;	92	Ethernet	21
				WiFi	21
				4G	106

Shape	Type	Function	Phase	FOB Shanghai (USD)
39*26*36mm	AESP100-2P	voltage, current, power, energy, temperature; Rated Current 63A;	Single Phase *1	42 (leakage: +7)
39*27*52mm	AESP100-3P-D		Single Phase *3	56
39*27*52mm	AESP100-3P		Three Phase *1	56
39*26*36mm	AESP100-2P-W	voltage, current, power, energy, temperature; Rated Current 63A;	Single Phase *1	50 (leakage: +7)
39*27*52mm	AESP100-3P-DW		Single Phase *3	63
39*27*52mm	AESP100-3P-W		Three Phase *1	63

Energy Management

1.APM Series Multifunction Meter

Shape&Cut-out	Type	Function	FOB Shanghai (USD)	Option	Module Price (USD)	Option Group
Panel size: 96×96mm Cut-out: 92×92mm	APM800	Three-phase (I, U, kW, kvar, kWh, kvarh, Hz, cosØ), zero sequence current In; four-quadrant electric energy; real-time and maximum demand; extreme values of this month and last month; current and voltage imbalance; Load current bar graph display; 66 alarm types and 16 external events (SOE) each with 16 event records, support SD card expansion record; 2DI+2D0; RS485/ modbus; LCD display	355	/F: muti tariff (shares) energies /MD82:8DI+2DO /MLOG：SD Card /MA84:8AI+4AO /MCM: the second RS485 /MCE: Ethernet /MCP: Profibus (Profibus-DP) /MTN:4 channel 2M NTC temperature ,measurement /MTP:2 channel PT100 temperature ,measurement /MTH:1 channel temperature and humidity	/F:9 /MD82:60 /MLOG:60 /MA84:90 /MCM:60 /MCE:150 /MCP:180 /MTN:66 /MTD:60 /MTH:60	At Will

Shape&Cut-out	Type	Function	FOB Shanghai (USD)	Option	Module Price (USD)	Option Group
Panel size: 96×96mm Cut-out: 92×92mm	APM801	Three-phase (I, U, kW, kvar, kWh, kvarh, Hz, PF), zero sequence current In; four-quadrant electric energy; real-time and maximum demand; extreme values of this month and last month; current and voltage imbalance; Load current bar graph display; 66 alarm types and 16 external events (SOE) each with 16 event records, support SD card expansion record; 2DI+2D0; RS485/ modbus; LCD display	385	/F: Multi-tariff energy meter /MD82:8DI+2DO /MLOG：SD Card /MA84:8AI+4AO /MCM: the second RS485 /MCE: Ethernet /MCP: Profibus (Profibus-DP) /MTN:4 channel 2M NTC temperature ,measurement /MTP:2 channel PT100 temperature ,measurement /MTH:1 channel temperature and humidity	/F:9 /MD82:60 /MLOG:60 /MA84:90 /MCM:60 /MCE:150 /MCP:180 /MTN:66 /MTD:60 /MTH:60	At Will
	APM810	Three-phase (I, U, kW, kvar, kWh, kvarh, Hz, PF), zero sequence current In; four-quadrant electric energy; real-time and maximum demand; extreme values of this month and last month; current and voltage imbalance; Load current histogram display; 66 alarm types and 16 external events (SOE) each with 16 event records, support SD card expansion record; 2-63 time harmonics; 2DI+2D0; RS485/ modbus; LCD display	385			
Panel size: 96×96mm Cut-out: 92×92mm	APM830	Three-phase (I, U, kW, kvar, kWh, kvarh, Hz, PF), zero sequence current In; four-quadrant electric energy; real-time and maximum demand; extreme values of this month and last month; current and voltage imbalance; Load current histogram display; 66 alarm types and 16 external events (SOE) each with 16 event records, support SD card expansion record; 2-63 time harmonics; 2DI+2D0; RS485/ modbus; LCD display	740	/F: Multi-tariff energy meter /MD82:8DI+2DO /MLOG：SD Card /MA84:8AI+4AO /MCM: the second RS485 /MCE: Ethernet /MCP: Profibus (Profibus-DP) /MTN:4 channel 2M NTC temperature ,measurement /MTP:2 channel PT100 temperature ,measurement /MTH:1 channel temperature and humidity	/F:9 /MD82:60 /MLOG:60 /MA84:90 /MCM:60 /MCE:150 /MCP:180 /MTN:66 /MTD:60 /MTH:60	At Will

Shape&Cut-out	Type	Function	FOB Shanghai (USD)	Option	Module Price (USD)	Option Group	Current Spec.
Panel size: 75*75mm Cut-out: 67*67mm Depth: 82.8mm	APM510	Full electric parameter measurement (I, U, kW, kvar, kWh, kvarh, Hz, cos); four-quadrant electric energy, split-phase electric energy, apparent electric energy; real-time demand and maximum demand; electric parameter extreme value and last month Monthly extreme value; voltage and current unbalance; voltage and current phase angle; total harmonic and 2nd-63rd subharmonic; voltage crest factor, telephone waveform factor, current K coefficient, vector diagram, voltage and current waveform; last 128 pcs of DIDO Records; the latest 128 pcs of alarm records; default switch communication 2DI2DO1EP1C;	249	1.K(4DI2DO)	9	1+2+3+4+5 4+5+6+11+12 4+5+7+11+12 4+5+8+11+12 4+5+9+11+12 4+5+11+12	Spec. default 1A or 5A D10: 5A/1.25mA D16: 100A/20mA D24: 400A/100mA D36: 600A/100mA
				2.2M（2 channel analog）	12		
	APM510 -D10		276	3.2C(The second RS485）	9		
				4.F（Multi tariff）	9		
	APM510 -D16		282	5.S(Class 0.2S+fault recording）	12		
				6.WF（WiFi）	44		
	APM510 -D24		302	7.LR（Lora）	44		
				8.CE（Ethernet）	118		
				9.4G(4G communication）	60		
	APM510 -D36		329	10.T（Temperature measurement）	9		
				11.L（Residual current measurement）	9		
Panel size: 96*96mm Cut-out: 88*88mm Depth: 77.8mm	APM520	Full electric parameter measurement (I, U, kW, kvar, kWh, kvarh, Hz, cos); four-quadrant electric energy, split-phase electric energy, apparent electric energy; real-time demand and maximum demand; electric parameter extreme value and last month Monthly extreme value; voltage and current unbalance; voltage and current phase angle; total harmonic and 2nd-63rd subharmonic; voltage crest factor, telephone waveform factor, current K coefficient, vector diagram, voltage and current waveform; last 128 pcs of DIDO Records; the latest 128 pcs of alarm records ; default switch communication 4DI2D02EP1C;	279	1.K(2DI2DO)	12	1+2+3+4+5 4+5+6+11+12 4+5+7+11+12 4+5+8+11+12 4+5+9+11+12 4+5+11+12	Spec. default 1A or 5A D10: 5A/1.25mA D16: 100A/20mA D24: 400A/100mA D36: 600A/100mA
				2.2M（2 channel analog）	12		
	APM520 -D10		305	3.2C(The second RS485）	9		
				4.F（Multi tariff）	9		
	APM520 -D16		312	5.S(Class 0.2S+fault recording）	12		
				6.WF（WiFi）	44		
	APM520 -D24		332	7.LR（Lora）	44		
				8.CE（Ethernet）	118		
				9.4G(4G communication）	60		
	APM520 -D36		359	10.T（Temperature measurement）	9		
				11.L（Residual current measurement）	9		

Note: When D10, D16, D24, D36 are selected, the S function cannot be selected at the same time

2.ADL Series Din Rail Energy Meter

Shape	Function	FOB Shanghai (USD)	Option	Module Price (USD)	Option Group
ADL10-E	1P single phase electric energy meter, U I P Q S PF, 10(60)A, single total active energy measure.	25	/C: RS485(Modbus-RTU)	9	/
ADL100-ET	2P single phase multi-function energy meter, U I P Q S PF, 10(60)A, single total active energy measure,supporting infrared communication.	50	/C: RS485(Modbus-RTU)	9	At will
			/F: multi tariff energies	9	
ADL100-ET/CT (include 1 Pc CT)	2P single phase multi-function energy meter, U I P Q S PF, 20(100)A, single total active energy measure, supporting infrared communicatiom	70	/C: RS485(Modbus-RTU)	9	At will
			/F: multi tariff energies	9	
ADL200	Single Phase complete electrical parameter measurement; Direct connect 10(80)A ; Adapt 4 time zones, 4 time interval lists, 14 time interval by day and 4 tariff rates; RS485 Communication; class B; MID certificate.	36	/F: multi tariff energies	9	/
ADL400	Three phase complete electrical parameter measurement; 2~31st Voltage and Current Harmonic; Direct connect 3*10(80)A; 3*1(6)A Via CT; Adapt 4 time zones, 4 time interval lists, 14 time interval by day and 4 tariff rates; RS485 Communication; class C; MID certificate(only 3*1(6)A)	67	/F: multi tariff energies	9	/
ADL400-D ADL400-U	Three phase complete electrical parameter measurement; 2~31st Voltage and Current Harmonic; Direct connect:3*10(80)A, class C; 3*10(100)A, class B; Adapt 4 time zones, 4 time interval lists, 14 time interval by day and 4 tariff rates; RS485 Communication; MID certificate	67	/F: multi tariff energies	9	/
ADL3000-E	7P three phase multi-function energy meter, U I P Q S PF,3×1(6)A or 3×10(80)A,split-phase forward active energy calculation,total forward and reverse active or reactive energy calculation,2-31st harmonic , supporting infrared communication.	100	/C: RS485(Modbus-RTU)	9	K,2CT can only one
			/F: multi tariff energies	9	
			/K: 1DI/1DO	5	
			/2C: the second route RS485(Modbus-RTU)	5	
			/T: three channels temperature measurement(NTC)	9	
			/H:2-31st harmonic	6	

Shape	Function	FOB Shanghai (USD)	Option	Module Price (USD)	Option Group
ADL3000-E-A/KC UL ADL3000-E-B/KC UL	7P three phase multi-function energy meter, U I P Q S PF,A:3*1(6)A B:3*10(80)A,split-phase forward active energy calculation,total forward and reverse active or reactive energy calculation,2-31st harmonic , supporting infrared communication. RS485(Modbus-RTU);1DI/1DO	237	/	/	
ADL3000-E/CT (3 split transformers included)	7P three phase multi-function energy meter, U I P Q S PF,3×1(6)A or 3×10(100)A,split-phase forward active energy calculation,total forward and reverse active or reactive energy calculation,2-31st harmonic,supporting infrared communication,3 split transformers spec: 5A:1.25mA.	145	/C: RS485(Modbus-RTU)	9	K,2CT can only one
			/F: multi tariff energies	9	
			/K: 1DI/1DO	5	
			/2C: the second route RS485(Modbus-RTU)	5	
			/T: three channels temperature measurement(NTC)	9	

3.ADL Series Energy Billing Meter

Shape	Function	FOB Shanghai (USD)	Option	Module Price (USD)	Option Group
ADL100-EYNK	Single phase complete electrical parameter; Support billing system; Built-in relay; 10(60)A; 1×RS485(Modbus-RTU)	75	/F: multi tariff (shares) energies	9	/
			/2C: the second Route RS485 (Modbus-RTU)	5	
ADL100-EYNK/4GHW	Single phase complete electrical parameter; Support billing system; Built-in relay to realize on-off; 10(60)A; 1×RS485(Modbus-RTU); 4G wireless communication	183	/F:multi tariff(shares) energies	9	/
ADL300-EYNK	Three phase complete electrical parameter; Support billing system; Built-in relay or appropriative breaker to realize on-off; 3× 1(6)A & 3× 10(80)A; 1×RS485(Modbus-RTU)	120	/F:multi tariff (shares) energies	9	/
			/2C: the second Route RS485 (Modbus-RTU)	5	
ADL300-EYNK/4GHW	Three phase complete electrical parameter; Support billing system; Built-in relay or appropriative breaker to realize on-off; 3×1(6)A & 3×10(80)A; 1×RS485(Modbus-RTU); 4G wireless communication	225	/F:multi tariff(shares) energies	9	/

4. ADF Series Multi-circuits Energy Meter

Shape & Cut-out	Type	Function	FOB Shanghai (USD)	Module Price (USD)
	ADF400L	Main module;3 phase 3 * 220 / 380V power supply, providing power for later measurement module	74	1: /IC + 59 2:/K:2DI/2DO+6 3:/2C + 9 4:3C + 18 5:CE + 29
	ADF400L-2H(1S)(3D)	2 channel 3 phase 3*1(6)A or 1 channel 3 phase 3*10(80) or 3 circuits single phase 10(80)A	148	
	ADF400L-4H(2S)(6D)	4 channel 3 phase 3*1(6)A or 2 channel 3 phase 3*10(80) or 6 circuits single phase 10(80)A	222	
	ADF400L-6H(3S)(9D)	6 channel 3 phase 3*1(6)A or 3 channel 3 phase 3*10(80) or 9 circuits single phase 10(80)A	296	
	ADF400L-8H(4S)(12D)	8 channel 3 phase 3*1(6)A or 4 channel 3 phase 3*10(80) or 12 circuits single phase 10(80)A	370	
	ADF400L-10H(5S)(15D)	10 channel 3 phase 3*1(6)A or 5 channel 3 phase 3*10(80) or 15 circuits single phase 10(80)A	444	
	ADF400L-12H(6S)(18D)	12 channel 3 phase 3*1(6)A or 6 channel 3 phase 3*10(80) or 18 circuits single phase 10(80)A	518	

Shape & Cut-out	Type	Function	FOB Shanghai (USD)	Module Price (USD)
	ADF400L-7S(21D)	7 channel 3 phase 3*10(80) or 21 circuits single phase 10(80)A	592	1: /IC + 59 2:/K:2DI/2DO+6 3:/2C + 9 4:3C + 18 5:CE + 29
	ADF400L-8S(24D)	8 channel 3 phase 3*10(80) or 24 circuits single phase 10(80)A	666	
	ADF400L-9S(27D)	9 channel 3 phase 3*10(80) or 27 circuits single phase 10(80)A	740	
	ADF400L-10S(30D)	10 channel 3 phase 3*10(80) or 30 circuits single phase 10(80)A	815	
	ADF400L-11S(33D)	11 channel 3 phase 3*10(80) or 33 circuits single phase 10(80)A	888	
	ADF400L-12S(36D)	12 channel 3 phase 3*10(80) or 36 circuits single phase 10(80)A	962	

5. ADW Series IoT Power Meter

➢ ADW2XX Multi-channel Energy Meter

Shape	Type		Function	FOB Shanghai USD	Remarks
 Din rail multi-channel energy meter	ADW200-D10	1S	Measurement of all electric parameters of N(1,2,3,4) channels of 3-phase circuits. External current transformers. 1.3-phase voltage, current, zero-sequence current, frequency; 2.3-phase power, total power(active, reactive, apparent) 3.Three phase power factor, overall power factor 4.Voltage and current phase angle, voltage and current imbalance 5.Voltage, current total harmonic and 2nd-31st harmonic 6.Record of extreme values of voltage, current and power in current month and last month 7.Maximum current, power demand and real-time current, power demand 8.200 event records, recording the action of DI/DO; 9.support over-voltage, over-current, phase failure, DI linkage and other alarm output 10.The rate of 4 time zones and 14 time periods can be set 11.Four quadrant electric energy, 12-month multi rate electric energy statistics 12.31 days four quadrant and multi tariff electric energy freezing 13.Active energy accuracy class 1.0, and reactive electric energy accuracy class 2.0 14.Standard function: 2DI/2DO, RS485, 1 way active pulse output (corresponding circuit can be switched) Extended function: extend auxiliary functions via RJ45 interface ADW200 (No LCD display) ADW210 (with buttons and LCD display) ADW220 (with Lora wireless communication)	193	Equipped with N (1, 2, 3, 4) groups of open type current transformers, each group with 3 current transformers. D10: aperture Φ10mm CT specification: 5A/1.25mA D16: aperture Φ16mm CT specification: 100A/20mA D24: aperture Φ24mm CT specification: 400A/100mA D36: aperture Φ33.5mm CT specification: 600A/100mA
		2S		259	
		3S		326	
		4S		393	
	ADW200-D16	1S		200	
		2S		267	
		3S		341	
		4S		415	
	ADW200-D24	1S		222	
		2S		296	
		3S		370	
		4S		444	
	ADW200-D36	1S		267	
		2S		341	
		3S		415	
		4S		489	
Optional Functions		MTL	12 external NTC temperature measurement + 4 residual current measurement	89	External expansion module, connected with ADW through RJ45 interface.
		MK	12DI+4DO	81	

Shape	Type		Function	FOB Shanghai USD	Remarks
Din rail multi-channel energy meter	ADW210-D10	1S	Measurement of all electric parameters of N(1,2,3,4) channels of 3-phase circuits. External current transformers. 1.3-phase voltage, current, zero-sequence current, frequency; 2.3-phase power, total power(active, reactive, apparent) 3.Three phase power factor, overall power factor 4.Voltage and current phase angle, voltage and current imbalance 5.Voltage, current total harmonic and 2nd-31st harmonic 6.Record of extreme values of voltage, current and power in current month and last month 7.Maximum current, power demand and real-time current, power demand 8.200 event records, recording the action of DI/DO; 9.support over-voltage, over-current, phase failure, DI linkage and other alarm output 10.The rate of 4 time zones and 14 time periods can be set 11.Four quadrant electric energy, 12-month multi rate electric energy statistics 12.31 days four quadrant and multi tariff electric energy freezing 13.Active energy accuracy class 1.0, and reactive electric energy accuracy class 2.0 14.Standard function: 2DI/2DO, RS485, 1 way active pulse output (corresponding circuit can be switched) Extended function: extend auxiliary functions via RJ45 interface ADW200 (No LCD display) ADW210 (with buttons and LCD display) ADW220 (with Lora wireless communication)	207	Equipped with N (1, 2, 3, 4) groups of open type current transformers, each group with 3 current transformers. D10: aperture Φ10mm CT specification: 5A/1.25mA D16: aperture Φ16mm CT specification: 100A/20mA D24: aperture Φ24mm CT specification: 400A/100mA D36: aperture Φ33.5mm CT specification: 600A/100mA
		2S		274	
		3S		341	
		4S		407	
	ADW210-D16	1S		215	
		2S		281	
		3S		356	
		4S		430	
	ADW210-D24	1S		237	
		2S		311	
		3S		385	
		4S		459	
	ADW210-D36	1S		281	
		2S		356	
		3S		430	
		4S		504	
Din rail multi-channel energy meter	ADW220-D10	1S		237	Equipped with N (1, 2, 3, 4) groups of open type current transformers, each group with 3 current transformers. D10: aperture Φ10mm CT specification: 5A/1.25mA D16: aperture Φ16mm CT specification: 100A/20mA D24: aperture Φ24mm CT specification: 400A/100mA D36: aperture Φ33.5mm CT specification: 600A/100mA
		2S		304	
		3S		370	
		4S		437	
	ADW220-D16	1S		244	
		2S		311	
		3S		385	
		4S		452	
	ADW220-D24	1S		267	
		2S		341	
		3S		415	
		4S		489	
	ADW220-D36	1S		311	
		2S		385	
		3S		459	
		4S		533	
Optional Functions		MTL	12 external NTC temperature measurement + 4 residual current measurement	89	External expansion module, connected with ADW through RJ45 interface.
		MK	12DI+4DO	81	

➢ ADW300 Wireless Energy Meter

Shape	Type	Function	FOB Shanghai (USD)	Option	FOB Shanghai (USD)
	ADW300	1.Three phase voltage, current, frequency 2.Three phase power, total power (active, reactive, apparent) 3.Positive and negative active/reactive electrical energy, four quadrant reactive electrical energy, multi tariff 4.Voltage and current phase angle, voltage and current imbalance 5.Voltage, current total harmonic and 2-31st harmonic 6. Record of extreme values of voltage, current and power in current month and last month 7. Maximum current, power demand and real-time current, power demand ADW300, connected via current transformer, supports common current transformer connection ADW300W, equipped with 3 split core CTs (mA output), which can be used as 5A (secondary transformer) and 100A input	104	C: RS485 (Modbus-RTU) K: 4DI/2DO T: 4 channels of temperature measurement L: 1 channel of residual current measurement U: Power outage alarm, 2DI/2DO LR: Lora wireless communication LW: LoraWan Wireless Communication WF: WiFi wireless communication 4GHW: 4G wireless communication	C: 9 K: 9 T: 9 L: 9 U: 9 LR: 44 LW:44 WF: 44 4GHW: 118
	ADW300W		133		

➢ ADW310 Wireless Energy Meter

Shape	Type	Function	FOB Shanghai (USD)	Option	FOB Shanghai (USD)
	ADW310-HJ-D10	single phase voltage, current, frequency power (active,reactive,apparent),inner diameter of transformer 10mm	74	C:rs485(Modbus-rtu) K:1DI/1DO T: 2 channels of temperature 4GHW:4G wireless communication WF: WiFi wireless communication LW: LoraWan Wireless Communication	C：9 K：9 T：9 4GHW：118 WF：44 LW:44
	ADW310-HJ-D16	single phase voltage, current, frequency power (active,reactive,apparent),inner diameter of transformer 16mm			

6.DJSF Series DC Energy Meter

Shape	Type	Function	FOB Shanghai (USD)	Option	Module Price (USD)
	DJSF1352-RN	DC voltage,current,power,bidirectional energy measurement,multi tariff,SOE event record,8 digit LCD display,infrared communication, voltage input maximum 1000VDC,shunt (75mV) or hall sensor (0-5V) connect, class 1 accuracy, 1 channel RS485,1 channel DC measure, AC/DC85-265 power supply.	148	1.2DI/2DO (K)	29
				2.Second channel DC measurement (D)	29
				3.Second channel RS485 (2C)	29
				4.0.5S accuracy shunt connect (S)	29
	DJSF1352-RN-P1	DC voltage,current,power,bidirectional energy measurement,multi tariff,SOE event record,8 digit LCD display,infrared communication, voltage input maximum 1000VDC,shunt (75mV) or hall sensor (0-5V) connect, class 1 accuracy, 1 channel RS485,1 channel DC measure, 24VDC or 48VDC power supply .	148	1.2DI/2DO (K)	29
				2.Second channel DC measurement (D)	29
				3.Second channel RS485 (2C)	29
				4.0.5S accuracy shunt connect (S)	29
	DJSF1352-RN-P2	DC voltage,current,power,bidirectional energy measurement,multi tariff,SOE event record,8 digit LCD display,infrared communication, voltage input maximum 1000VDC, only for shunt (75mV) connect, class 1 accuracy, 1 channel RS485,1 channel DC measure, 12V DC power supply	148	1.2DI/2DO (K)	29
				2.Second channel DC measurement (D)	29
				3.Second channel RS485 (2C)	29
				4.0.5S accuracy shunt connect (S) note:S and K can't be selected both	29

Note:S and K can't be selected both

Renewable Energy

1.AGF-AE Series PV/Solar Inverter Energy Meter

Shape	Type	Function	FOB Shanghai(USD)
	AGF-AE-D/200	Voltage, current, power measurement, Rated Voltage：AC120 V Rated RMS current : AC200A	133

2. AGF Series Solar String Monitoring Device

Shape	Type	Function	FOB Shanghai (USD)
	AGF-M4T/P3	4 channels DC0-20A photovoltaic confluence detection, 3.5KV Hall isolation, RS485/Modbus-RTU protocol, accuracy 0.5, 0-1500V voltage measurement, 3 groups of external status input (optical coupling or dry contact mode)	148
	AGF-M8T/P3	8 channels DC0-20A photovoltaic confluence detection, 3.5KV Hall isolation, RS485/Modbus-RTU protocol, accuracy 0.5, 0-1500V voltage measurement, 3 groups of external status input (optical coupling or dry contact mode)	162
	AGF-M12T/P3	12 channels DC0-20A photovoltaic confluence detection, 3.5KV Hall isolation, RS485/Modbus-RTU protocol, accuracy 0.5, 0-1500V voltage measurement, 3 groups of external status input (optical coupling or dry contact mode)	177
	AGF-M16T/P3	16 channels DC0-20A photovoltaic confluence detection, 3.5KV Hall isolation, RS485/Modbus-RTU protocol, accuracy 0.5, 0-1500V voltage measurement, 3 groups of external status input (optical coupling or dry contact mode)	192

Shape	Type	Function	FOB Shanghai (USD)
	AGF-M20T/P3	20 channels DC0-20A photovoltaic confluence detection, 3.5KV Hall isolation, RS485/Modbus-RTU protocol, accuracy 0.5, 0-1500V voltage measurement, 3 groups of external status input (optical coupling or dry contact mode)	222
	AGF-M24T/P3	24 channels DC0-20A photovoltaic confluence detection, 3.5KV Hall isolation, RS485/Modbus-RTU protocol, accuracy 0.5, 0-1500V voltage measurement, 3 groups of external status input (optical coupling or dry contact mode)	296

3.DJSF1352-RN UL/MID DC energy meter

Shape & Cut-out	Type	Function	FOB Shanghai (USD)	Obtaining certification
	DJSF1352-D (single channel)	DC energy meter Accuracy: 1% 6.5-130（650）A I, U, kW, kWh LCD display RS485, Modbus-RTU	282	MID
	DJSF1352-D/L (single channel & display)		423	
	DJSF1352-D/DL (dual channel & display)		705	

4.PZ Series Power Analyzer

Shape&Cute-out	Type	Function	FOB Shanghai (USD)	Option	ModulePrice (USD)	Option Group
Panel size:75×75mm Cut-out:67×67mm Depth:98mm	PZ72-DE	LED display DC power analyzer U, I, +/-P, +/-kWh	118	/C: RS485	9	1.KC 2.KVC 3.VC
				/V: 12V power output	9	
				/K: 2DI/2DO	6	
	PZ72L-DE	LCD display DC power analyzer U, I, +/-P, +/-kWh	130	/C: RS485	9	1.KC 2.KVC 3.VC 4.F
				/V: 12V power output	9	
				/K: 2DI/2DO	6	
				/F: Multiple rate	9	
Panel Size: 96×96mm Cut out: 88×88mm Depth: 92mm	PZ96-DE	LED display DC power analyzer U, I, +/-P, +/-kW	133	/C: RS485	9	1.KC 2.KVC 3.VC
				/V: 12V power output	9	
				/K: 4DI/2DO	6	
	PZ96L-DE	LCD display DC power analyzer U, I, +/-P, +/-kWh	148	/C: RS485	9	1.KC 2.KVC 3.VC
				/V: 12V power output	9	
				/K: 4DI/2DO	6	*Both can be added at the same time: F
				/F: Multiple rate	9	

Shape&Cute-out	Type	Function	FOB Shanghai (USD)	Option	ModulePrice (USD)	Option Group
Panel size: 96×96mm Cut-out: 88×88mm Depth: 78mm	PZ96-E3(4)/*	●Three phase power meter ●Display: LED ●I, U, kW, kvar, kVA, kWh, kvarh, Hz, cosΦ	135	/C: RS485(Modbus-RTU)	9	1.4DI2DOEPC 2.2DI2DMEPC Can be added at same time
				"/M: 1 analog output (programmable 4-20mA)"	9	
				/K: 2DI/2DO	9	
				/K: 4DI/2DO	12	
				/SOE: event record	18	
				/J : alarm	9	

Shape&Cute-out	Type	Function	FOB Shanghai (USD)	Option	ModulePrice (USD)	Option Group
Panel size: 96×96mm Cut-out: 88×88mm Depth: 78mm	PZ96L-E3(4)/*	●Three phase power meter ●Display: LCD ●I, U, kW, kvar, kVA, kWh, kvarh, Hz, cosΦ	150	/C: RS485(Modbus-RTU)	9	1.4DI2DOEPC 2.2DI2DMEPC Can be added at same time
				/M: 1 analog output (programmable 4-20mA)	9	
				/K: 2DI/2DO	9	
				/K: 4DI/2DO	12	
				/SOE: event record	18	
				/J : alarm	9	
	PZ96L-E3(4)/H*	●Three phase power meter ●Display: LCD ●I, U, kW, kvar, kVA, kWh, kvarh, Hz, cosΦ ●THDi,THDu, 2-31th Harmonics	178	/C: RS485(Modbus-RTU)	9	1.4DI2DOEPC 2.2DI2DMEPC Can be added at same time
				/M: 1 analog output (programmable 4-20mA)	9	
				/K: 2DI/2DO	9	
				/K: 4DI/2DO	12	
				/SOE: event record	18	
				/J : alarm	9	

5. AIM-D DC Insulation Monitor

Shape&Cut-out	Type	Function	FOB Shanghai (USD)
	AIM-D100-TSeries	Measuring the nominal system voltage with undervoltage/overvoltage detection. Measuring the residual voltages L+ to PE and L - to PE. Monitoring of the insulation resistance of L+ to PE and L- to PE. Maximum system leakage capacitance: 5uF. Two separately adjustable response value ranges of1kΩ..10MΩ. LED indicating for run, communication, over-voltage,under-voltage and insulation fault. 3 relays (N/C or N/O adjustable) 20 fault message records 1 RS-485, Modbus-RTU protocol. LCD display. AIM-D100-TH: Adapt to DC system voltage range from 100V to 1000V. AIM-D100-TL: Adapt to DC system voltage range from 10V to 100V.	262

6. ADL200N/400N Series UL/MID Energy Meter

Shape&Cut-out	Type	Function	FOB Shanghai (USD)	Module(Split Core Current Transformer)	Obtaining certification
	ADL200N/D10	Single phase electric energy meter I, U, kW, kvar, kVA, kWh,kvarh, Hz,PF LCD display 100ms response time RS485, Modbus RTU	45	1.D10:max 80A 2.D16:max 120A 3.D24:max 200A 4.D36:max 300A	UL/MID
	ADL200N/D16		48		
	ADL200N/D24		52		
	ADL200N/D36		60		
	ADL400N/D10	Three phase electric energy meter I, U, kW, kvar, kVA, kWh,kvarh, Hz,PF LCD display 100ms response time RS485 , Modbus RTU	85		
	ADL400N/D16		89		
	ADL400N/D24		112		
	ADL400N/D36		134		

7. AEV300-AC007D-EU AC Charging Pile

Shape	Type	Function	FOB Shanghai (USD)	Option	Module Price (USD)
 7KW AC Charging pile	AEV300-AC007D-EU	Input/output voltage：AC220V One channel charger interface charging cable length：5m Rated power：7kw Outdoor use (IP54) Support card start-stop, plug-and-play, free charging	565	4G:4G Communication CE:Ethernet Communication OCPP:OCPP Protocol LCD:LCD Display	4G: 57 CE: 57 OCPP: 85 LCD: 30
 7KW AC Charging pile	AEV-AC007D	Input/output voltage：AC220V One channel charger interface charging cable length：5m Rated power：7kw Credit card payment, APP scan QR code 4G、Buletooth、 WiFi(choose one of three)	533	(LCD)	88
7KW AC Charging pile column	AEV-AC007LZ	7KW AC Charging pile AEV-AC007D column kit,Can realize floor mounted.	88	/	/

Smart Gateway

1. AWT Series Data Transfer Unit

1.1. AWT100 Series IoT Smart Gateway

Shape	Type	Function	FOB Shanghai (USD)
	AWT100-4GHW	4G communication, RS485 communication interface, apply to assist RS485 equipment wireless communication	163
	AWT100-LoRaHW	LoRa communication, RS485 communication interface, apply to assit RS485 equipment wireless communication	74
	AWT100-LW868	868MHz LoRaWAN communication, RS485 communication interface, apply to assit RS485 equipment wireless communication	88
	AWT100-LW923	923MHz LoRaWAN communication, RS485 communication interface, apply to assit RS485 equipment wireless communication	88
	AWT100-CEHW	Ethernet communication, RS485 communication interface, apply to assit RS485 equipment wireless communication	60
	AWT100-WiFiHW	WiFi communication, RS485 communication interface, apply to assit RS485 equipment communication	60
	AWT100-GPS	RS485 communication interface, GPS location	52
	AWT100-POW	AC220V to DC24V power converter	17

1.2. AWT200 Series IoT Smart Gateway

Shape	Type	Function	FOB Shanghai (USD)
	AWT200-1E2S	Adapt to ACREL EIOT platform or third-party platform； 1 network port，2 serial port； Agreement support：TCP/IP、MQTT、MODBUS-RTU、MODBUS-TCP	150
	AWT200-1E2S-4GHW	Adapt to ACREL EIOT platform or third-party platform； 1 network port，2 serial port，4G； Agreement support：TCP/IP、MQTT、MODBUS-RTU、MODBUS-TCP	260
	AWT200-1E4S	Adapt to ACREL EIOT platform or third-party platform； 1 network port，4 serial port； Agreement support：TCP/IP、MQTT、MODBUS-RTU、MODBUS-TCP	174

Shape	Type	Function	FOB Shanghai (USD)
	AWT200-1E4S-4GHW	Adapt to ACREL EIOT platform or third-party platform; 1 network port，4 serial port，4G； Agreement support：TCP/IP、MQTT、MODBUS-RTU、MODBUS-TCP	315
	AWT200-1E4S-WIFI	Adapt to ACREL EIOT platform or third-party platform; 1 network port，4 serial port，WIFI； Agreement support：TCP/IP、MQTT、MODBUS-RTU、MODBUS-TCP	205

2. ANet Series Smart Gateway

Shape	Type	Function	FOB Shanghai (USD)
	ANet-1E1SM	1.Support Modbus-RTU. Modbus-TCP,DL/T645-97/07,DL/T698,CJT188 protocols 2. Support MQTT protocol JSON format for forwarding data. 3. 1 channel 10/100M Ethernet port. 4. 1 channel RS485, Support Max.32 devices.	176
	ANet-1E1SM-WF	1.Support Modbus-RTU. Modbus-TCP,DL/T645-97/07,DL/T698,CJT188 protocols 2. Support MQTT protocol JSON format for forwarding data. 3. 1 channel 10/100M Ethernet port. 4. 1 channel WiFi (support 2.4G/5G dual band). 5. 1 channel RS485, Support Max.32 devices.	193
	ANet-1E1SM-4GHW	1.Support Modbus-RTU. Modbus-TCP,DL/T645-97/07,DL/T698,CJT188 protocols 2. Support MQTT protocol JSON format for forwarding data. 3. 1 channel 10/100M Ethernet port. 4. 1 channel 2/3/4G communication. 5. 1 channel RS485, Support Max.32 devices.	316
	ANet-1E1SM-WF/LR/K	1.Support Modbus-RTU. Modbus-TCP,DL/T645-97/07,DL/T698,CJT188 protocols 2. Support MQTT protocol JSON format for forwarding data. 3. 1 channel 10/100M Ethernet port. 4. 1 channel WiFi (support 2.4G/5G dual band). 5. 1 channel RS485, Support Max.32 devices. 6. 1 channel LoRa, Support Max.32 devices. 7. Support 6DI/4DO passive switch quantity.	228
	ANet-1E1SM-4GHW/LR/K	1.Support Modbus-RTU. Modbus-TCP,DL/T645-97/07,DL/T698,CJT188 protocols 2. Support MQTT protocol JSON format for forwarding data. 3. 1 channel 10/100M Ethernet port. 4. 1 channel 2/3/4G communication. 5. 1 channel RS485, Support Max.32 devices. 6. 1 channel LoRa, Support Max.32 devices. 7. Support 6DI/4DO passive switch quantity.	380

Shape	Type	Function	FOB Shanghai (USD)
	ANet-1E2SM	1.Support Modbus-RTU. Modbus-TCP,DL/T645-97/07,DL/T698,CJT188 protocols 2. Support MQTT protocol JSON format for forwarding data. 3. 1 channel 10/100M Ethernet port. 4. 2 channels RS485, Support Max.32 devices.	281
	ANet-1E2SM-WF	1.Support Modbus-RTU. Modbus-TCP,DL/T645-97/07,DL/T698,CJT188 protocols 2. Support MQTT protocol JSON format for forwarding data. 3. 1 channel 10/100M Ethernet port. 4. 1 channel WiFi (support 2.4G/5G dual band). 5. 2 channels RS485, Support Max.32 devices.	299
	ANet-1E2SM-4GHW	1.Support Modbus-RTU. Modbus-TCP,DL/T645-97/07,DL/T698,CJT188 protocols 2. Support MQTT protocol JSON format for forwarding data. 3. 1 channel 10/100M Ethernet port. 4. 1 channel 2/3/4G communication. 5. 2 channels RS485, Support Max.32 devices.	422
	ANet-1E2SM-WF/LR/K	1.Support Modbus-RTU. Modbus-TCP,DL/T645-97/07,DL/T698,CJT188 protocols 2. Support MQTT protocol JSON format for forwarding data. 3. 1 channel 10/100M Ethernet port. 4. 1 channel WiFi (support 2.4G/5G dual band). 5. 2 channels RS485, Support Max.32 devices. 6. 1 channel LoRa, Support Max.32 devices. 7. Support 6DI/4DO passive switch quantity.	334
	ANet-1E2SM-4GHW/LR/K	1.Support Modbus-RTU. Modbus-TCP,DL/T645-97/07,DL/T698,CJT188 protocols 2. Support MQTT protocol JSON format for forwarding data. 3. 1 channel 10/100M Ethernet port. 4. 1 channel 2/3/4G communication. 5. 2 channels RS485, Support Max.32 devices. 6. 1 channel LoRa, Support Max.32 devices. 7. Support 6DI/4DO passive switch quantity.	485
	ANet-1E1S1	1.Support Modbus-RTU, Modbus-TCP,DLT645,IEC103,IEC104,CJT188 protocols 2.Support HTTP(S)XML and JSON forwarding format. 3. 1 channel 10/100M Ethernet port. 4. 1 channel RS485, Support Max.32 devices. 5.Support TF(MicroSD) card interface(max.32GB). 6.Multiple alarm setting for each device.	222

Shape	Type	Function	FOB Shanghai (USD)
	ANet-1E1S1-4GHW	1.Support Modbus-RTU, Modbus-TCP,DLT645,IEC103,IEC104,CJT188 protocols 2.Support HTTP(S)XML and JSON forwarding format. 3. 1 channel 10/100M Ethernet port. 4. 1 channel 2/3/4G communication. 5. 1 channel RS485, Support Max.32 devices. 6.Support TF(MicroSD) card interface(max.32GB). 7.Multiple alarm setting for each device.	352
	ANet-1E1S1-4GHW/LR	1.Support Modbus-RTU, Modbus-TCP,DLT645,IEC103,IEC104,CJT188 protocols 2.Support HTTP(S)XML and JSON forwarding format. 3. 1 channel 10/100M Ethernet port. 4. 1 channel 2/3/4G communication. 5. 1 channel RS485, Support Max.32 devices. 6. 1 channel LoRa, Support Max.32 devices. 7.Support TF(MicroSD) card interface(max.32GB). 8.Multiple alarm setting for each device.	366
	ANet-1E2S1	1.Support Modbus-RTU, Modbus-TCP,DLT645,IEC103,IEC104,CJT188 protocols 2.Support HTTP(S)XML and JSON forwarding format. 3. 1 channel 10/100M Ethernet port. 4. 2 channels RS485, Support Max.32 devices. 5.Support TF(MicroSD) card interface(max.32GB). 6.Multiple alarm setting for each device.	400
	ANet-1E2S1-4GHW	1.Support Modbus-RTU. Modbus-TCP,DL/T645-97/07,DL/T698,CJT188 protocols 2. Support MQTT protocol JSON format for forwarding data. 3. 1 channel 10/100M Ethernet port. 4. 1 channel WiFi (support 2.4G/5G dual band). 5. 2 channels RS485, Support Max.32 devices. 6. 1 channel LoRa, Support Max.32 devices. 7. Support 6DI/4DO passive switch quantity.	521
	ANet-1E2S1-4GHW/LR	1.Support Modbus-RTU, Modbus-TCP,DLT645,IEC103,IEC104,CJT188 protocols 2.Support HTTP(S)XML and JSON forwarding format. 3. 1 channel 10/100M Ethernet port. 4. 1 channel 2/3/4G communication. 5. 2 channels RS485, Support Max.32 devices. 6.Support TF(MicroSD) card interface(max.32GB). 7.Multiple alarm setting for each device.	591
	ANet-2E4S1	1.Support Modbus-RTU, Modbus-TCP,DLT645,IEC103,IEC104,CJT188 protocols 2.Support HTTP(S)XML and JSON forwarding format. 3. 2 channels 10/100M Ethernet port. 4. Max. 4 channels RS485, Support Max.128 devices. 5. Support SD card interface(max.32GB). 6.Multiple alarm setting for each device.	592

Shape	Type	Function	FOB Shanghai (USD)
	ANet-2E8S1	1.Support Modbus-RTU, Modbus-TCP,DLT645,IEC103,IEC104,CJT188 protocols. 2.Support HTTP(S)XML and JSON forwarding format. 3. 2 channels 10/100M Ethernet port. 4. Max. 8 channels RS485, Support Max.256 devices. 5. Support SD card interface(max.32GB). 6.Multiple alarm setting for each device.	1007
	ANet-2E4SM	1.Support Modbus-RTU, Modbus-TCP,DLT645,IEC103,IEC104,CJT188 protocols. 2.Support HTTP(S)XML and JSON forwarding format. 3.2 channels 10/100M Ethernet port. 4. Max. 16 channels RS485, Support Max.512 devices. 5. Support TF(MicroSD) card interface(max.32GB). 6.Multiple alarm setting for each device. 7. Support 8DI passive switch quantity.	592
	ANet-M485 Module (optional)	Extension 4 channels RS485	177
	ANet-M4G-HW Module (optional)	Extension one channel 2/3/4G	158

Data Center/Tower/Base Station

1. AMC Series Data Center Monitor Module

Shape	Type	Function	FOB Shanghai (USD)	Option & Price(USD)
	AMC16MA	Three-phase: 2 channels inlet I,U,P,Q,EP,EQ,S Single-phase: 36 channels outlet (Three-phase 12 channels outlet) I,U,P,Q,EP,EQ 1DO, RS485(Modbus-RTU)	175	1./2C: RS485(Modbus-RTU) + 9 2.DC48V + 9
	AMC16MAH	Measure the total three-phase incoming line voltage, two three-phase incoming lines I, Kw, Kvar, cosØ, Kwh, Kvarh, 36 single-phase outgoing lines (12 three-phase lines) I, Kw, Kvar, cosØ, Kwh, Kvarh (required Configure AKH-0.66W 100A/20mA current transformer); measure incoming line voltage, incoming line current, outgoing line current 2-15 sub-harmonics and total harmonics; 1 RS485 communication; 1 D0, AC220V power supply	192	1.RS485/Modbus+9 2.DC48V power supply +29
	AMC16Z-ZA	A+B independent 2 channels three-phase inlet U,I,P,Q,S,P-F,EP,EQ,UN to PG, neutral current 2-63rd harmonic of voltage and current 6 channels passive switch input 2 channels switch output RS485(Modbus-RTU) communication.	130	1.Temp&Humidity sensor 2.Leakage current transformer
	AMC16Z-ZD	Measurement of A+B independent 2-way dc bus voltage, current, Kw, Kwh, 6DI+2DO+1 RS485(Modbus-RTU)	118	1.Temp&Humidity sensor

Shape	Type	Function	FOB Shanghai (USD)	Option & Price(USD)
	AMC16Z-KA	A + B independent 2 way unilateral 24 active switch states	88	/
	AMC16Z-KD	A + B independent 2 way unilateral 24 passive switch state	88	/
	AMC16Z-FAK24	Measure A + B two-way AC outlet, total 24 branch full electric parameter and switch value status, 1 RS485(Modbus-RTU)	175	/
	AMC16Z-FAK48	Measure A + B two-way AC outlet, total 48 branch full electric parameter and switch value status, 1 RS485(Modbus-RTU)	266	/
	AMC16Z-FDK24	Measure A + B two-way DC outlet, total 24 branch full electric parameter and switch value /status, 1 RS485(Modbus-RTU)	175	/
	AMC16Z-FDK48	Measure A + B two-way DC outlet, total 48 branch full electric parameter and switch value status, 1 RS485(Modbus-RTU)	266	/

Shape	Type	Function	FOB Shanghai (USD)
	AMC100-ZA	Measurement of A+B independent 2 channels AC three-phase inlet all electrical parameters, 8DI/4DO,2 channels leakage current monitoring, 1 channel Temperature and humidity monitoring, 2-63rd harmonic, 3 channels RS485 Modbus-RTU(1 for branch module, 1 for HMI, 1 for Supervision System)	148
	AMC100-FA30	Measurement of A+B independent 30 channels AC outlet all electrical parameters, 1 channel RS485 Modbus-RTU	133
	AMC100-FA48	Measurement of A+B independent 48 channels AC outlet all electrical parameters, 1 channel RS485 Modbus-RTU	177
	AMC100-ZD	Measurement of A+B independent 2 channels DC inlet ,U,I,P,Q, 8DI/4DO, 1 channel Temperature and humidity monitoring,3 channels RS485 Modbus-RTU((1 for branch module, 1 for HMI, 1 for Supervision System)	148
	AMC100-FD30	Measurement of A+B independent 30 channels DC outlet all electrical parameters, 1 channel RS485 Modbus-RTU	133
	AMC100-FD48	Measurement of A+B independent 48 channels DC outlet all electrical parameters, 1 channel RS485 Modbus-RTU	177
	AMC100-FAK30	Measurement of A+B independent 30 channels AC outlet all electrical parameters and switch value status, 1 channel RS485 Modbus-RTU	177
	AMC100-FAK48	Measurement of A+B independent 48 channels AC outlet all electrical parameters and switch value status, 1 channel RS485 Modbus-RTU	237
	AMC100-FDK30	Measurement of A+B independent 30 channels DC outlet all electrical parameters and switch value status, 1 channel RS485 Modbus-RTU	177
	AMC100-FDK48	Measurement of A+B independent 48 channels DC outlet all electrical parameters and switch value status, 1 channel RS485 Modbus-RTU	237

❖ Precision power management system

Shape	Type		FOB Shanghai (USD)
	7 Inch Touch Screen	ATP007kt	155
	10 Inch Touch Screen	ATP010kt	315

❖ AC Current Transformer

Type	Technical Parameter	FOB Shanghai (USD)
AKH-0.66W-9N	50A/50mA，φ9，used with AMC16Z，length:2m，without plug	3
AKH-0.66W-12N	100A/50mA，φ12，used with AMC16Z，length:2m，without plug	5
AKH-0.66W-20	200A/50mA，φ20，used with AMC16Z，length:2m，without plug	8
AKH-0.66W-30N	400A/50mA，31*13，used with AMC16Z，length:2m，without plug	15
AKH-0.66W-9N-HB	50A/50mA，φ9，used with AMC100，length:2m，with plug	5
AKH-0.66W-12N-HB	100A/50mA，φ12，used with AMC100，length:2m，with plug	6
AKH-0.66W-20-HB	200A/50mA，φ20，used with AMC100，length:2m，with plug	9
AKH-0.66W-30N-HB	400A/50mA，31*13，used with AMC100，length:2m，with plug	16

❖ Current Transforme

Type	Technical Parameter	FOB Shanghai (USD)
AHKC-F	0~1000A/5V，42*12mm，±15V power supply	18
AHKC-BS	0~500A/5V，21*11mm，±15V power supply，used with AMC16Z	10
AHKC-BS-N	0~500A/5V，21*11mm，±15V power supply，used with AMC100，length:3m	10

❖ Switching Power Supply

Type	Technical Parameter	FOB Shanghai (USD)
KDYA-DG50C	220V/±15V，50W，hall sensor power supply	35
KDYA-DG50C-D	48V/±15V，50W，hall sensor power supply	43
KDYA-DG30-24K	AC220V/DC24V，30W，touch screen power supply	35
KDYA-DG30B-24K	DC48V/DC24V,，30W，touch screen power supply	35

❖ Accessories

Name	Type	Technical Parameter	FOB Shanghai (USD)
Temp & Humidity sensor	WH-3	1 channel T&H	1 7

2. DTSD Series Multi-Circuits Energy Meter

Shape & Cut-out	Type	Function	Unit	FOB Shanghai (USD)	Option
	DTSD1352-4S	Measure 4 three-phase or 12 single-phase :I, U, kW,kvar, kWh, kvarh,Hz,cos∅ measurement;	set	148	/
3 phase Split Core Type	AKH-0.66/K-Φ10N	Three phase current transformer, 3*50A/20mA	set	24.5	/
	AKH-0.66/K-Φ16N	Three phase current transformer, 3*100A/50mA	set	30.5	/
	AKH-0.66/K-Φ24N	Three phase current transformer, 3*200A/50mA	set	49	/
	AKH-0.66/K-Φ24N	Three phase current transformer, 3*250A/50mA	set	49	/
	AKH-0.66/K-Φ36N	Three phase current transformer, 3*400A/50mA	set	73.5	/
	AKH-0.66/K-Φ36N	Three phase current transformer, 3*600A/50mA	set	73.5	/
3 Phase Micro Type	AKH-0.66/W-9NY	Three phase current transformer, 3*50A/20mA	set	12	
	AKH-0.66/W-12NY	Three phase current transformer, 3*100A/20mA	set	18	
	AKH-0.66/W-20Y	Three phase current transformer, 3*200A/50mA	set	27	
	AKH-0.66 W-20Y	Three phase current transformer, 3*250A/50mA	set	27	
	AKH-0.66/W-30NY	Three phase current transformer, 3*250A/50mA	set	42	
	AKH-0.66/W-45NY	Three phase current transformer, 3*400A/50mA	set	42	
	AKH-0.66/W-45NY	Three phase current transformer, 3*600A/50mA	set	45	
 3 Phase Integrated Type	AKH-0.66 Z-3*Φ15Y	Three phase current transformer, 3*100A/50mA	set	19.5	

3. AMC Series Multi-Circuits DC Energy Meter

Shape & Cut-out	Type	Function	Unit	FOB Shanghai (USD)	Option
	AMC16-DETT	DC rated voltage: 1 channel: -48VDC; DC current:6 channels hall sensors: 5VDC; Power supply: -40V～-60VDC; Power output:±12V(power for 6 hall sensors); Communication: 1 Channel RS485/Modbus-RTU	set	88	/
	AMC16L-DETT	DC rated voltage: 1 channel: -48VDC; DC current:6 channels hall sensors: 5VDC; Power supply: -40V～-60VDC; Power output:±12V(power for 6 hall sensors); Communication: 1 Channel RS485/Modbus-RTU Display：LCD	set	103	/

Shape & Cut-out	Type	Function	Unit	FOB Shanghai (USD)	Option
	AHKC-EKA	Ratio：0~(50-500)A/5V; Aperature：Φ20mm	set	15	/
	AHKC-EKB	Ratio：0~(50-500)A/5V; Aperature：Φ40mm	set	29	/

4. AMB Busway Monitoring Meter

Shape	Type	Function	FOB Shanghai (USD)
	AMB100-A(-P1)	Measurement of all electrical parameters of three-phase AC circuit, 1-channel leakage current, 8-channel temperature, 1-channel humidity, maximum demand, neutral line current, voltage between neutral to protective earth or independent auxiliary power supply, 2-channel switch input, 2-channel switch output, 1-channel RS485.	149
	AMB100-A/W(-P1)	Measurement of all electrical parameters of three-phase AC circuit, 1-channel leakage current, 8-channel temperature, 1-channel humidity, maximum demand, neutral line current, voltage between neutral to protective earth or independent auxiliary power supply, 2-channel switch input, 2-channel switch output, LORA wireless communication.	223
	AMB110-A(-P1)	Measurement of all electrical parameters of three-phase AC circuit, 1-channel leakage current, 4-channel of temperature, 1-channel humidity, maximum demand, neutral line current, voltage between neutral to protective earth or independent auxiliary power supply, 2-channel switch input, 2-channel switch output, 1-channel RS485.	134
	AMB110-A/W(-P1)	Measurement of all electrical parameters of three-phase AC circuit, 1-channel leakage current, 4-channel temperature, 1-channel humidity, maximum demand, neutral line current, voltage between neutral to protective earth or independent auxiliary power supply, 2-channel switching input, 2-channel switching output, LORA wireless communication.	208
	AMB100-D(-P1)	DC 1 circuit full power measurement, 1-channel leakage current, 4-channel of temperature, 1-channel humidity, 4-channel switch input, 2-channel switch output, 1-channel RS485.	134
	AMB100-D/W(-P1)	DC 1 loop full power measurement, 1-channel leakage current, 4-channel temperature, 1-channel humidity, 4-channel switch input, 2-channel switch output, LORA communication.	223
	AMB110-D(-P1)	DC 3 circuit full power measurement, 3-channel leakage current, 4-channel temperature, 1-channel humidity, 4-channel switch input, 2-channel switch output, 1 RS485.	134
	AMB110-D/W(-P1)	DC 3 circuit full power measurement, 3-channel leakage current, 4-channel temperature, 1-channel humidity, 4-channel switch input, 2-channel switch output, LORA communication.	208

Shape	Type	Function	FOB Shanghai (USD)
	AMB10L-72	LCD display Show parameters and configuration Panel size: 72*72cm Cut out: 67*67cm Depth: 22cm	45
	AMB20-1	Accessory used with AMB100/AMB110 and used for network-to-network port conversion of the start box and plug in box of the smart bus.	5
	AMB20-2	Accessory used with AMB100/AMB110 and used for RS485 to network port conversion of the start box and plug in box of the smart bus.	5
	ACREL-AMB1000	Intelligent bus management system software, brush into the matching touch screen, can realize the intelligent management of the bus system, including the display of electrical parameters, the realization of various alarm functions, event recording, data acquisition, processing and forwarding.	445
	ATP010kt	10 inch touch screen, need to brush into Acrel -AMB1000 management software, 2-channel RS485, 1-channel Ethernet.	315

➢ Supporting current transformer

Model	Specification	Penetrating aperture	FOB Shanghai(USD)
AKH-0.66 W-12NY (Contains three transformers)	5A/2.5mA	12mm	18
	100A/20mA		
AKH-0.66 W-45NY (Contains three transformers)	400A/100mA	45mm	42
	600A/100mA		45

➢ Supporting Hall sensor

Model	Specification	Penetrating aperture	FOB Shanghai(USD)
AHKC-F	(200-1000)A/5V	43x13	18
AHCK-BS	100A/5V	20.5x10.5	10
AHLC-LTA	10mA/5V	Aperture is 20mm	14

➢ Supporting temperature sensor

Model	Specification	FOB Shanghai(USD)
NTC-B150Y/YTφ8-V01-2M(yellow)	Aperture is 8mm, wire length is 2m.	2
NTC-B150G/YTφ8-V01-2M(green)		2
NTC-B150R/YTφ8-V01-2M(red)		2
NTC-B150B/YTφ8-V01-2M(black)		2
NTC-B150Y/YTφ12-V01-2M(yellow)	Aperture is 12mm, wire length is 2m.	2
NTC-B150G/YTφ12-V01-2M(green)		2
NTC-B150R/YTφ12-V01-2M(red)		2
NTC-B150B/YTφ12-V01-2M(black)		2
NTC-B150Y/YTφ8-V01-4M(HC)(yellow)	Aperture is 8mm, wire length is 4m.	3
NTC-B150G/YTφ8-V01-4M(HC)(green)		3
NTC-B150R/YTφ8-V01-4M(HC)(red)		3
NTC-B150B/YTφ8-V01-4M(HC)(black)		3
NTC-B150Y/YTφ12-V01-4M(yellow)	Aperture is 12mm, wire length is 4m.	3
NTC-B150G/YTφ12-V01-4M(green)		3
NTC-B150R/YTφ12-V01-4M(red)		3
NTC-B150B/YTφ12-V01-4M(black)		3
NTC-B150Y/YTφ6-V01-2M	Diameter of the cylinder is 6mm,wire length is 2m.	2

➢ Supporting power switch

Model	Specification	FOB Shanghai(USD)
KDYA-DG30-24K	AC220V to DC24V, touch screen provides power	35
KDYA-DG30B-24K	DC48V to DC24V, touch screen provides power	35

Shape	Model	Specification	FOB Shanghai(USD)
	AMB300-Z	Two-bus communication, real-time online monitor the temperature of a single large-scale array.	149
	AMB300-D1	Two-bus communication, real-time online monitor the temperature of a single small-range.	75
	AMB300-D4/15	Two-bus communication, real-time online monitor the temperature of 4 small-range temperatures, each probe is 15cm apart.	149

Shape	Model	Specification	FOB Shanghai(USD)
	AMB310	Transceiver Up to 160 AMB300 Modules Uplink RS485(MODBUS-RTU), Downlink Tow bus(MODBUS-RTU)	149

5. ABAT series Lead-acid battery monitoring module

Shape & Cut-out	Type	Technical Parameter	FOB Shanghai(USD)
	ABAT100-HS	DC24V input transceiver Up to 120 cells	35
	ABAT100-C	Monitor one charge/discharge current Ambient temperature 1000A maximum current range	30
	ABAT100-S-02	Monitor one 2V battery Battery voltage, internal resistance and negative terminal temperature	25
	ABAT100-S-06	Monitor one 6V battery Battery voltage, internal resistance and negative terminal temperature	25
	ABAT100-S-12	Monitor one 12V battery Battery voltage, internal resistance and negative terminal temperature	25
	ATP007KT	7-inch touch screen for local data display	155
	KDYA-DG1502-12K	Power supply for ABAT100-HS and ABAT100-C modules and touch screen Input AC220V and output DC24V	30
	AHKC-EKB 500/5V	Hall sensor for current measurement Inner diameter of 40.5 One for each battery group.	30

Power Sensor

1.AKH-0.66 Series Measurement Current Transformer

➢ I Type

Shape	Type	Ratio(A)	Class&Burden(VA/Ω)			Turns	Busbar Type (mm)/QTY	Dia.(mm)	FOB Shanghai(USD)	
			Class 0.2	Class 0.5	Class 1				5A	1A
	30I	15/5(1)			1.5	5	/	Φ22	6	10
		20/5(1)			1.5	4				
		25/5(1)			1.5	3				
		30/5(1)			1.5	3				
		40/5(1)			1.5	2				
		50/5(1)			1.5	2				
		60/5(1)			1.5	2				
		75–100/5(1)			1.5	1	30×10/1		6	10
		100/5(1)		1.5		1			8	13
		150/5(1)		2.5		1			6	11
		200/5(1)		2.5		1			6	11
		250/5(1)		3.75		1			6	12
		300/5(1)		5		1			6	13
		400/5(1)		5		1			7	14
		450/5(1)		5		1			8	15
		500/5(1)		10		1			8	16
		600/5		10		1			9	/
	40I	10/5(1)			1.5	10	/	Φ30	8	11
		15/5(1)			1.5	8				
		20/5(1)			1.5	5				
		25/5(1)			1.5	4				
		30/5(1)			1.5	4				
		40/5(1)			1.5	3				
		50/5(1)			1.5	2				
		60–75/5(1)			1.5	2				
		100/5(1)			1.5	1	40×10/1		8	11
		150/5(1)			2.5	1			8	13
		200/5(1)		2.5		1			8	17
		250/5(1)		3.75		1			8	18
		300/5(1)		5		1			8	20
		400/5(1)		5		1			8	21
		450/5(1)		5		1			9	22
		500/5(1)		10		1			9	23
		600/5(1)		10		1			9	24
		750/5(1)		10		1			10	26
		800/5(1)		10		1			10	26
	60I	150/5(1)			2.5	1	60×10/1 60×6/1–2	Φ44	9	15
		200/5(1)		2.5		1			9	18
		250/5(1)		2.5		1			9	20
		300/5(1)		5		1			9	22
		350/5(1)		5		1			9	24
		400/5(1)		5		1			9	25
		450/5(1)		5		1			10	26
		500/5(1)		10		1			10	27
		600/5(1)		10		1			10	28
		700/5(1)		10		1			11	30
		750/5(1)	10	10		1			12	30

Shape	Type	Ratio(A)	Class&Burden(VA/Ω)			Turns	Busbar Type (mm)/QTY	Dia.(mm)	FOB Shanghai(USD)	
			Class 0.2	Class 0.5	Class 1				5A	1A
	60I	800/5(1)		10		1	60×10/1 60×6/1–2	Φ44	12	30
		1000/5(1)	10			1			14	32
		1200/5(1)	10			1			16	33
		1250/5(1)	10			1			21	35
		1500/5(1)	20			1			21	35
		1600/5(1)	20			1			23	40
		2000/5(1)	20			1			26	40
	80I	150/5(1)			2.5	1	80×10/1	Φ50	15	33
		200–250/5(1)		2.5		1			15	33
		300/5(1)		5		1			13	33
		400/5(1)		5		1			13	29
		500/5(1)		10		1			13	32
		600/5(1)		10		1			13	34
		700–750/5(1)		10		1			14	36
		800/5(1)		10		1			15	36
		1000/5(1)	10			1			18	37
		1200/5(1)	10			1			20	38
		1250/5(1)	10			1			23	39
		1500/5(1)	20						23	39
		1600/5(1)	20						26	41
		2000/5(1)	20						26	41
		2500/5(1)	30						30	44

➢ II Type

Shape	Type	Ratio(A)	Class&Burden(VA/Ω)			Turns	Busbar Type (mm)/QTY	FOB Shanghai(USD)	
			Class 0.2	Class 0.5	Class 1			5A	1A
	30II	100/5(1)			1.5	1	30×10/1–2	10	11
		150/5(1)			1.5	1		10	14
		200/5(1)		1.5		1		10	17
		250/5(1)		3.75		1		9	19
		300/5(1)		5		1		9	21
		350/5(1)		5		1		9	22
		400/5(1)		5		1		9	22
		450/5(1)		5		1		10	23
		500/5(1)		10		1		10	24
		600/5(1)		10		1		10	25
	40II	100/5(1)			1.5	1	40×10/1–2	10	11
		150/5(1)			2.5	1		10	14
		200/5(1)		2.5		1		10	17
		250/5(1)		3.75		1		9	19
		300/5(1)		5		1		9	21
		350/5(1)		5		1		9	21
		400/5(1)		5		1		9	22
		450/5(1)		5		1		10	23
		500/5(1)		10		1		10	24
		600/5(1)		10		1		10	25
		750/5(1)		10		1		11	27
		800/5(1)		10		1		12	27
		1000/5(1)	10			1		14	30

Shape	Type	Ratio(A)	Class&Burden(VA/Ω)			Turns	Busbar Type (mm)/QTY	FOB Shanghai(USD)	
			Class 0.2	Class 0.5	Class 1			5A	1A
	50II	150/5(1)			2.5	1	50×10/1–2	9	14
		200/5(1)		2.5		1		9	19
		250/5(1)		2.5		1		9	21
		300/5(1)		5		1		9	21
		350/5(1)		5		1		9	24
		400/5(1)		5		1		10	25
		450/5(1)		5		1		10	26
		500/5(1)		10		1		10	27
		600/5(1)		10		1		11	28
		700/5(1)		10		1		12	30
		750/5(1)		10		1		12	30
		800/5(1)		10		1		12	30
		1000/5(1)	10			1		13	32
		1200/5(1)	10			1		16	32
		1250/5(1)	10			1		22	33
		1500/5(1)	20			1		22	33
	60II	200–250/5(1)		2.5		1	60×10/1–2	11	26
		300/5(1)		5		1		11	26
		400/5(1)		5		1		11	26
		500/5(1)		10		1		12	29
		600/5(1)		10		1		12	30
		750/5(1)		10		1		14	31
		800/5(1)		10		1		14	31
		1000/5(1)	10			1		17	33
		1200/5(1)	10			1		18	33
		1250/5(1)	10			1		23	35
		1500/5(1)	20			1		23	36
		1600/5(1)	20			1		28	39
		2000/5(1)	20			1		28	39
	60×50II	200–250/5(1)		2.5		1	60×10/1–3	12	31
		300–450/5(1)		5		1		12	31
		500/5(1)		10		1		12	34
		600/5(1)		10		1		13	36
		750/5(1)		10		1		14	38
		800/5(1)		10		1		14	39
		1000/5(1)	10			1		16	42
		1200/5(1)	10			1		18	46
		1250/5(1)	10			1		19	48
		1500/5(1)	20			1		24	49
		2000/5(1)	20			1		28	55
		2500/5(1)	30			1		33	56
	80II	200–250/5(1)		2.5		1	80×10/1–2	14	33
		300/5(1)		5		1		13	33
		400/5(1)		5		1		13	29
		500/5(1)		10		1		14	33
		600/5(1)		10		1		16	35
		750/5(1)		10		1		17	35
		800/5(1)		10		1		17	36
		1000/5(1)	10			1		20	38
		1200/5(1)	10			1		22	39
		1250/5(1)	10			1		25	40
		1500/5(1)	20			1		25	40
		1600/5(1)	20			1		28	41
		2000/5(1)	20			1		28	42
		2500/5(1)	30			1		32	44

Shape	Type	Ratio(A)	Class&Burden(VA/Ω)			Turns	Busbar Type (mm)/QTY	FOB Shanghai(USD)	
			Class 0.2	Class 0.5	Class 1			5A	1A
	80 × 50II	200–250/5(1)		1.5		1	80x10/1–3	19	41
		300–450/5(1)		5		1		19	41
		500–800/5(1)		10		1		19	41
		1000/5(1)	10			1		22	43
		1200/5(1)	10			1		26	46
		1250/5(1)	10			1		26	48
		1500/5(1)	20			1		28	49
		1600/5(1)	20			1		32	56
		2000/5(1)	20			1		32	56
		2500/5(1)	30			1		35	62
		3000/5(1)	30			1		39	68
	100II	300–450/5(1)		5		1	100 × 10/1–2	28	38
		500–800/5(1)		10		1		28	38
		1000/5(1)	10			1		28	40
		1200/5(1)	10			1		29	41
		1250/5(1)	10			1		30	42
		1500/5(1)	20			1		30	42
		1600/5(1)	20			1		31	44
		1800/5(1)	20			1		31	44
		2000/5(1)	20			1		31	44
		2500/5(1)	30			1		35	46
		3000/5(1)	30			1		39	47
	100 × 50II	300–450/5(1)		5		1	100 × 10/1–3	30	52
		500–800/5(1)		10		1		30	52
		1000–1250/5(1)	10			1		30	52
		1500/5(1)	20			1		34	52
		2000/5(1)	20			1		34	59
		2500/5(1)	30			1		37	65
		3000/5(1)	30			1		40	71
		4000/5(1)	30			1		48	78
	100 × 80II	600–800/5(1)		10		1	100 × 10/1–4	34	62
		1000–1250/5(1)	10			1		34	62
		1500/5(1)	20			1		34	62
		2000/5(1)	20			1		38	69
		2500/5(1)	30			1		42	74
		3000/5(1)	30			1		46	80
		4000/5(1)	30			1		54	93
	120 × 50II	500–800/5(1)		10		1	120 × 10/1–3	34	57
		1000–1250/5(1)	10			1		34	57
		1500/5(1)	20			1		34	57
		1600/5(1)	20			1		34	57
		2000/5(1)	20			1		34	61
		2500/5(1)	30			1		37	64
		3000/5(1)	30			1		40	68
		3500/5(1)	30			1		47	76
		4000/5(1)	30			1		47	76
		5000/5(1)	30			1		57	84
	130 × 50II	600–800/5(1)		10		1	125 × 10/1–3 130 × 10/1–3 60 × 10/2–6	45	84
		1000–1250/5(1)	10			1		45	84
		1500/5(1)	20			1		45	84
		2000/5(1)	20			1		50	89
		2500/5(1)	30			1		54	94
		3000/5(1)	30			1		59	99
		3500/5(1)	30			1		71	109
		4000/5(1)	30			1		71	109
		5000/5(1)	30			1		76	119

Shape	Type	Ratio(A)	Class&Burden(VA/Ω)			Turns	Busbar Type (mm)/QTY	FOB Shanghai(USD)	
			Class 0.2	Class 0.5	Class 1			5A	1A
	120 × 80II	1000–1250/5(1)	10			1	120 × 10/1–4	39	79
		1500/5(1)	20			1		39	79
		2000/5(1)	20			1		43	84
		2500/5(1)	30			1		48	87
		3000/5(1)	30			1		52	91
		4000/5(1)	30			1		62	99
		5000/5(1)	30			1		74	107
	150 × 50II	1000–1250/5(1)	10			1	150x10/1–3	60	99
		1500/5(1)	20			1		60	99
		2000/5(1)	20			1		64	104
		2500/5(1)	30			1		69	109
		3000/5(1)	30			1		74	114
		4000/5(1)	30			1		85	124
		5000/5(1)	30			1		90	133
	170 × 100II	1500–2000/5(1)	15			1	170 × 10/1–5	76	119
		2500/5(1)	30			1		124	215
		3000/5(1)	30			1		140	230
		4000/5(1)	30			1		155	246
		5000/5(1)	30			1		171	263
	180 × 50II	1200–1250/5(1)	10			1	180 × 10/1–3	63	113
		1500–2000/5(1)	10			1		63	113
		2500/5(1)	30			1		68	117
		3000/5(1)	30			1		77	121
		4000/5(1)	30			1		85	129
		5000/5(1)	30			1		96	136
	200 × 50II 220 × 50II	1500–2000/5(1)	20			1	200 × 10/1–3 100 × 10/4–6	140	231
		2500–3000/5(1)	30			1		140	231
		4000/5(1)	30			1		147	241
		5000/5(1)	30			1		155	247
		6000/5(1)	30			1		245	263
	260 × 50II 260 × 100II	1200–1250/5(1)	10			1	250 × 10/1–3 125 × 10/4–6	200	301
		1500–2000/5(1)	20			1		200	301
		2500–3000/5(1)	30			1		200	301
		4000/5(1)	30			1		213	310
		5000/5(1)	30			1		225	319
		6000/5(1)	30			1		245	335
		6300/5(1)	30			1		245	335

➢ III Type

Shape	Type	Ratio(A)	Class&Burden(VA/Ω)		Turns	Busbar Type (mm)/QTY	FOB Shanghai(USD)	
			Class 0.2	Class 0.5			5A	1A
	60III	200–300/5(1)		2.5	1	60 × 10/1–3	13	28
		400/5(1)		5	1		13	28
		500/5(1)		10	1		14	32
		600/5(1)		10	1		15	33
		750/5(1)		10	1		16	33
		800/5(1)		10	1		17	34
		1000/5(1)	10		1		18	36
		1500/5(1)	15		1		26	39
		2000/5(1)	20		1		29	39
		2500/5(1)	30		1		33	42

Shape	Type	Ratio(A)	Class&Burden(VA/Ω)		Turns	Busbar Type (mm)/QTY	FOB Shanghai(USD)	
			Class 0.2	Class 0.5			5A	1A
	80III	300–400/5(1)		5	1	80 × 10/1–3	16	32
		500/5(1)		10	1		16	36
		600/5(1)		10	1		16	38
		750/5(1)		10	1		17	39
		800/5(1)		10	1		19	40
		1000/5(1)	10		1		21	42
		1200/5(1)	15		1		24	42
		1500/5(1)	15		1		27	44
		2000/5(1)	20		1		31	46
		2500/5(1)	30		1		34	48
		3000/5(1)	30		1		38	49
	100III	600–800/5(1)		10	1	100 × 10/1–3	26	42
		1000/5(1)	10		1		28	44
		1200/5(1)	15		1		30	44
		1500/5(1)	15		1		31	46
		2000/5(1)	20		1		34	48
		2500/5(1)	30		1		38	50
		3000/5(1)	30		1		42	52
		4000/5(1)	30		1		51	60
	130III	2000/5(1)	20		1	130 × 10/1–3 125 × 10/1–3	44	71
		2500/5(1)	30		1		46	77
		3000/5(1)	30		1		50	82
		4000/5(1)	30		1		57	92
		5000/5(1)	30		1		68	102

➢ M8 Type

Shape	Type	Ratio(A)	Class&Burden(VA/Ω)			Turns	Busbar Type (mm)/QTY	FOB Shanghai(USD)	
			Class 0.2	Class 0.5	Class 1			5A	1A
	M8	5/5(1)			2.5	Direct	/	10	13
		10/5(1)			2.5				
		15/5(1)			2.5				
		20/5(1)			2.5				
		25/5(1)			2.5				
		30/5(1)			2.5				
		40/5(1)			2.5				
		50/5(1)			2.5				
		60/5(1)			2.5				
		75/5(1)			2.5				
		100/5(1)			2.5				
	Double M8	5-100/5	1.5			Direct	/	41	
				1.5					
					1.5				

➢ Z Type

Shape	Type	Ratio(A)	Class&Burden(VA/Ω)			Dia.(mm)	FOB Shanghai(USD)
			Class 0.2	Class 0.5	Class 1		
	Z–3xΦ20	5–100/5			1.5VA	Φ20	14
		150/5		1.5VA			14
		200/5		2.5VA			14

Shape	Type	Ratio(A)	Class&Burden(VA/Ω)			Dia.(mm)	FOB Shanghai(USD)
			Class 0.2	Class 0.5	Class 1		
	Z–3xΦ20	5–100/1		5	1.5Ω	Φ20	21
		150/1		10			21
		200/1		10			21
		5–200/0.05		10			21
	Z–3xΦ15	5–100/0.02	10Ω	10		Φ15	11
	Z–3xΦ10	50/0.025	10Ω			Φ10	14
	Z–3 × Φ35	100–150/5			2.5	Φ35	23
		200/5					
		250/5					
		300–450/5					27
		500/5					
		600–800/5		10			30
		1000–1250/5	10				32
	Z–3 × Φ35	100–150/1			2.5	Φ35	32
		200/1					50
		250/1	10				55
		300–450/1					60
		500/1					68
		600–800/1					72
		1000–1250/1	10				89

➢ W Type

Shape	Type	Ratio(A)	Class&Burden(VA/Ω)		Dia.(mm)	FOB Shanghai(USD)
			Class 0.2	Class 0.5		
	W-7	10-15A/20mA		10	φ7	2
		20-60A/20mA	10		φ7	2
	W-8	5-15A/20mA		10	φ8	3
		20-60A/20mA	10		φ8	3
	W-12	5-100A/20mA	10		φ12	4
	W-12NY	(20-100)A/20mA	10		φ12	18
	W-20	(5-100)A/20mA	10		φ20	5
		160A/20mA	10		φ20	6
		200A/20mA	10		φ20	7
	W-9N	50A/50mA	10		φ9	2
	W-9N-HB	50A/50mA	10		φ9	4
	W-12N	100A/50mA	10		φ12	4
	W-12N-HB	100A/50mA	10		φ12	6
	W-9A	50A/50mA	10		φ9	7
	W-9B	50A/50mA	10		φ15	7
	W-15A	100A/50mA	10		φ15	8
	W-15B	100A/50mA	10		φ15	8
	W-20N	(50-100)A/50mA		10	20.5×10.5	9
	W-30N	(200-400)A/50mA			31×13	15
	W-45NY	400A/100mA	10		φ45	41
		600A/100mA	10		φ45	44

➢ EMS Type

Shape	Type	Ratio(A)	Class&Burden(VA/Ω)			VOC	Installation	FOB Shanghai(USD)
			Class 0.2	Class 0.5	Class 1			
	EMS Type	50A/10mA	10			≤7.8V	DIN–Rail Mounting	8
	EMS 63A terminal block	/	/	/	/	/	DIN–Rail Mounting	5

➢ P Type

Shape	Type	Ratio(A)	Class&Burden(VA/Ω)			Turns	Busbar Type (mm)/QTY	FOB Shanghai(USD)	
			10P5	10P10	10P15			5A	1A
	P–40II	200/5(1)	1.5	/	/	1	40 × 10/1–2	33	70
		250–500/5(1)	2.5	/	/	1		33	70
		600/5(1)	5	/	/	1		33	70
	P–50II	250–300/5(1)	2.5	/	/	1	50 × 10/1–2	33	70
		350–450/5(1)	5	/	/	1		33	70
		500–600/5(1)	5	2.5	/	1		33	70
	P–60II	250–300/5(1)	2.5	/	/	1	60 × 10/1–2	33	70
		350–450/5(1)	5	/	/	1		33	70
		500/5(1)	5	2.5	/	1		34	78
		600/5(1)	5	2.5	/	1		37	81
		750/5(1)	5	2.5	/	1		37	83
		800/5(1)	5	2.5	/	1		42	86
	P–60III	200/5(1)	5	/	/	1	60 × 10/1–2	33	70
		250/5(1)	5	/	/	1		33	70
		300/5(1)	5	2.5	/	1		33	70
		400/5(1)	5	2.5	/	1		33	70
		500/5(1)	5	2.5	/	1		34	78
		600/5(1)	10	5	2.5	1		37	81
		750/5(1)	10	5	2.5	1		37	83
		800/5(1)	10	5	2.5	1		42	86
		1000/5(1)	10	5	2.5	1		45	88
		1200/5(1)	10	5	2.5	1		50	91
		1250/5(1)	10	5	2.5	1		52	96
		1500/5(1)	10	5	2.5	1		64	97
	P–80II	500/5(1)	2.5	/	/	1	80 × 10/1–2	39	89
		600/5(1)	2.5	/	/	1		40	94
		750/5(1)	2.5	/	/	1		47	97
		800/5(1)	2.5	/	/	1		49	98
		1000/5(1)	2.5	/	/	1		53	102
		1200/5(1)	2.5	/	/	1		60	104
		1250/5(1)	2.5	/	/	1		61	105
		1500/5(1)	5	2.5	/	1		67	108
	P–80III	500/5(1)	5	2.5	/	1		39	89
		600/5(1)	5	2.5	/	1	80 × 10/1–3	40	94
		750/5(1)	10	5	/	1		47	97
		800/5(1)	10	5	/	1		49	98
		1000/5(1)	10	5	/	1		53	102
		1200/5(1)	10	5	/	1		60	104
		1250/5(1)	10	5	/	1		61	105
		1500/5(1)	10	5	2.5	1		67	108
		2000/5(1)	15	10	2.5	1		77	114
		3000/5(1)	15	10	2.5	1		94	121
	P–100III	600/5(1)	5	2.5	/	1	100 × 10/1–3	40	97
		750/5(1)	10	5	/	1		47	100
		800/5(1)	10	5	/	1		50	103
		1000/5(1)	10	5	/	1		64	108
		1200/5(1)	10	5	/	1		70	110
		1250/5(1)	10	5	/	1		74	112
		1500/5(1)	10	5	2.5	1		76	113
		2000/5(1)	15	10	2.5	1		85	118
		3000/5(1)	15	10	2.5	1		94	128

Shape	Type	Ratio(A)	Class&Burden(VA/Ω)			Turns	Busbar Type (mm)/QTY	FOB Shanghai(USD)	
			Class 0.2	Class 0.5	Class 1			5A	1A
	P–120III	750/5(1)	10	5	2.5	1	120 × 10/1–3	60	127
		800/5(1)	10	5	2.5	1		65	130
		1000/5(1)	15	10	2.5	1		70	134
		1200/5(1)	15	10	5	1		75	152
		1250/5(1)	15	10	5	1		77	163
		1500/5(1)	20	10	5	1		80	167
		2000/5(1)	20	10	5	1		89	175
		2500/5(1)	30	15	5	1		98	184
		3000/5(1)	30	15	5	1		106	196
		4000/5(1)	30	15	2.5	1		127	216
		5000/5(1)	30	15	2.5	1		152	230
	P–130III	1000/5(1)	15	10	2.5	1	130 × 10/1–3 125 × 10/1–3	91	172
		1200/5(1)	15	10	5	1		98	188
		1250/5(1)	15	10	5	1		104	194
		1500/5(1)	20	10	5	1		108	201
		2000/5(1)	20	10	5	1		114	206
		2500/5(1)	30	15	5	1		118	208
		3000/5(1)	30	15	5	1		123	217
		4000/5(1)	30	15	2.5	1		140	225
		5000/5(1)	30	15	2.5	1		167	250
	P–60 × 50II	100/5(1)	2.5	/	/	1	60 × 10/1–2	63	87
		150/5(1)	2.5	/	/	1		63	87
		200/5(1)	5	/	/	1		65	96
		300/5(1)	5	2.5	/	1		68	103
		400/5(1)	10	2.5	/	1		70	104
		500/5(1)	10	5	2.5	1		73	116
		600/5(1)	10	5	2.5	1		78	118
		800/5(1)	10	5	2.5	1		80	125
		1000/5(1)	15	10	5	1		95	130
		1250/5(1)	15	10	5	1		101	134
		1500/5(1)	15	10	5	1		104	139
		1600/5(1)	15	10	5	1		116	189
		2000/5(1)	15	10	5	1		116	189
	P–80 × 50II	200/5(1)	5	2.5	/	1	80 × 10/1–2	67	117
		300/5(1)	5	2.5	/	1		70	128
		400/5(1)	10	5	2.5	1		73	139
		500/5(1)	10	5	2.5	1		79	143
		600/5(1)	10	5	2.5	1		85	148
		800/5(1)	15	10	5	1		88	158
		1000/5(1)	15	10	5	1		100	168
		1250/5(1)	15	10	5	1		103	177
		1500/5(1)	15	10	5	1		108	183
		2000/5(1)	15	10	5	1		116	189
		2500/5(1)	20	15	5	1		127	196
	P–100 × 50II	600/5(1)	10	5	2.5	1	100 × 10/1–2	94	158
		800/5(1)	10	5	2.5	1		100	167
		1000/5(1)	15	10	5	1		107	177
		1250/5(1)	15	10	5	1		113	187
		1500/5(1)	20	15	5	1		120	197
		2000/5(1)	20	15	10	1		130	207
		2500/5(1)	20	15	10	1		134	209
		3000/5(1)	20	15	10	1		140	223
		4000/5(1)	20	15	10	1		164	217
	P–120 × 50II	600/5(1)	10	5	2.5	1	120 × 10/1–3	105	159
		800/5(1)	10	5	2.5	1		110	169
		1000/5(1)	15	10	5	1		117	182
		1250/5(1)	15	10	5	1		131	189

Shape	Type	Ratio(A)	Class&Burden(VA/Ω)			Turns	Busbar Type (mm)/QTY	FOB Shanghai(USD)	
			Class 0.2	Class 0.5	Class 1			5A	1A
	P–120×50II	1500/5(1)	20	15	5	1	120×10/1–3	133	200
		2000/5(1)	20	15	10	1		139	209
		2500/5(1)	20	15	10	1		146	214
		3000/5(1)	30	15	10	1		151	221
		4000/5(1)	30	15	10	1		164	225
		5000/5(1)	30	15	10	1		175	229
	P–130×50II	600/5(1)	10	5	2.5	1	125×10/1–3 130×10/1–3	105	159
		800/5(1)	10	5	2.5	1		110	169
		1000/5(1)	15	10	5	1		117	182
		1250/5(1)	15	10	5	1		131	189
		1500/5(1)	20	15	5	1		133	200
		2000/5(1)	20	15	10	1		139	209
		2500/5(1)	20	15	10	1		146	214
		3000/5(1)	30	15	10	1		151	221
		4000/5(1)	30	15	10	1		164	225
		5000/5(1)	30	15	10	1		175	229
	P–170×100II	1000/5(1)	10	2.5	1	1	160×10/1–3 80×10/3–6	128	184
		1250/5(1)	15	5	1	1		137	195
		1500/5(1)	15	5	1	1		143	205
		2000/5(1)	15	5	1	1		152	214
		2500/5(1)	15	5	1	1		159	220
		3000/5(1)	20	5	1	1		163	225
		4000/5(1)	30	10	1	1		172	232
		5000/5(1)	30	10	1	1		177	236
	P–180×50II	1000/5(1)	15	10	5	1	180×10/1–3 80×10/1–6	135	218
		1250/5(1)	15	10	5	1		146	226
		1500/5(1)	15	10	5	1		152	233
		2000/5(1)	15	10	5	1		159	237
		2500/5(1)	20	10	5	1		166	243
		3000/5(1)	20	10	5	1		175	248
		4000/5(1)	30	15	1	1		182	249
		5000/5(1)	30	15	1	1		192	256
	P–220×50II	1000/5(1)	15	5	2.5	1	220×10/1–3 100×10/1–6	145	221
		1250/5(1)	15	10	5	1		158	227
		1500/5(1)	15	10	5	1		168	232
		2000/5(1)	15	10	5	1		174	237
		2500/5(1)	20	10	5	1		185	249
		3000/5(1)	20	10	5	1		192	254
		4000/5(1)	30	15	10	1		203	265
		5000/5(1)	30	15	10	1		207	267
		6300/5(1)	30	15	10	1		220	277

➢ AKH–0.66P–I Type

Type	Ratio(A)	Class	Burden(Ω)	Overload	FOB Shanghai(USD)
P–40I	250A/50mA	0.5	5	10	14
P–40I	300A/100mA	0.5	5	10	14
P–60I	800A/100mA	0.5	5	10	32
P–80I	800A/100mA	0.5	5	10	32
P–80I	1000A/100mA	0.5	5	10	38

➢ AKH–0.66 P–M8 Type

Shape	Type	Ratio(A)	Class	Burden(VA/Ω)	FOB Shanghai(USD)
	P–M8	100–400/1	10P10	1	38
	P–Double M8	5–100/5 (1)	10P10	1.5	40

➢ S Type

Shape	Type	Ratio(A)	Class&Burden(VA/Ω)			Turns	Busbar Type (mm)/QTY	Dia. (mm)	FOB Shanghai(USD)	
			0.2/0.2	0.5/0.2	1/0.2				5A	1A
	S–30I	5/5(1)/0.02			2.5/0.02	15	/	Φ22	32	39
		10/5(1)/0.02			2.5/0.02	8			32	39
		15/5(1)/0.02			2.5/0.02	5			32	39
		20/5(1)/0.02			2.5/0.02	4			32	39
		25/5(1)/0.02			2.5/0.02	3			32	39
		30/5(1)/0.02			2.5/0.02	3			32	39
		40/5(1)/0.02			2.5/0.02	2			32	39
		50/5(1)/0.02			2.5/0.02	2			32	39
		60/5(1)/0. 02			2.5/0.02	2			32	39
		75/5(1)/0.02			2.5/0.02	1	30×10/1		32	39
		80/5(1)/0.02			2.5/0.02	1			32	39
		100/5(1)/0.02			2.5/0.02	1			32	39
		150/5(1)/0.02		2.5/0.02		1			38	46
		200/5(1)/0.02		5.0/0.02		1			41	49
	S–40I	200/5(1)/0.02		5.0/0.02		1	40×10/1	Φ30	45	54
		250/5(1)/0.02		5.0/0.02		1			45	54
		300/5(1)/0.02		5.0/0.02		1			48	57
		400/5(1)/0.02		5.0/0.02		1			48	57
		500/5(1)/0.02		10/0.02		1			54	65
		600/5(1)/0.02		10/0.02		1			54	65
	S–50II	600/5(1)/0.02		10/0.02		1	50×10/1–2	/	65	77
		750/5(1)/0.02		10/0.02		1			65	77
		800/5(1)/0. 02		10/0.02		1			65	77
		1000/5(1)/0.02	10/0.02			1			70	84
		1200/5(1)/0.02	10/0.02			1			70	84
		1250/5(1)/0.02	10/0.02			1			70	84
	S–60II	300/5(1)/0.02		5.0/0.02		1	60×10/1–2	/	49	59
		400/5(1)/0.02		5.0/0.02		1			49	59
		500/5(1)/0.02		10/0.02		1			56	66
		600/5(1)/0.02		10/0.02		1			56	66
		750/5(1)/0.02		10/0.02		1			65	79
		800/5(1)/0.02		10/0.02		1			65	79
		1000/5(1)/0.02	10/0.02			1			71	87

Shape	Type	Ratio(A)	Class&Burden(VA/Ω)			Turns	Busbar Type (mm)/QTY	Dia. (mm)	FOB Shanghai(USD)	
			0.2/0.2	0.5/0.2	1/0.2				5A	1A
	S-60II	1200/5(1)/0.02	10/0.02		1		60×10/1-2	/	74	90
		1250/5(1)/0.02	10/0.02		1				74	90
		1500/5(1)/0.02	20/0.02		1				79	94
		2000/5(1)/0.02	20/0.02		1				90	107
	S-80II	600/5(1)/0.02		10/0.02	1		80×10/1-2	/	59	70
		750/5(1)/0.02		10/0.02	1				68	80
		800/5(1)/0.02		10/0.02	1				68	80
		1000/5(1)/0.02	10/0.02		1				76	90
		1200/5(1)/0.02	10/0.02		1				79	96
		1250/5(1)/0.02	10/0.02		1				79	96
		1500/5(1)/0.02	20/0.02		1				80	98
		2000/5(1)/0.02	20/0.02		1				90	107
		2500/5(1)/0.02	30/0.02		1				94	113
		3000/5(1)/0.02	30/0.02		1				99	118
	S-100II	1000/5(1)/0.02	10/0.02		1		100×10/1-3	/	84	102
		1200/5(1)/0.02	10/0.02		1				87	105
		1250/5(1)/0.02	10/0.02		1				90	108
		1500/5(1)/0.02	20/0.02		1				93	113
		2000/5(1)/0.02	20/0.02		1				99	119
		2500/5(1)/0.02	30/0.02		1				102	122
		3000/5(1)/0.02	30/0.02		1				112	133
		4000/5(1)/0.02	30/0.02		1				115	138
	S-120II	2000/5(1)/0.02	20/0.02		1		120×10/1-3	/	102	121
		2500/5(1)/0.02	20/0.02		1				105	124
		3000/5(1)/0.02	30/0.02		1				112	133
		4000/5(1)/0.02	30/0.02		1				121	144
		5000/5(1)/0 .02	30/0.02		1				129	154
	S-200II	2000/5(1)/0.02	20/0.02		1		100×10/2-6	/	113	133
		2500/5(1)/0.02	30/0.02		1				118	136
		3000/5(1)/0.02	30/0.02		1				121	149
		4000/5(1)/0.02	30/0.02		1				152	183
		5000/5(1)/0.02	30/0.02		1				164	196

➢ SM Type

Shape	Type	Ratio(A)	Class&Burden(Ω)			Turns	Busbar Type (mm)/QTY	Dia. (mm)	FOB Shanghai (USD)	
			0.2/0.5	0.5/0.5	1.0/1.0				5A	1A
	SM-50I	5/AC5A(1)/DC4-20mA			2.5/500	30	/	Φ40	53	54
		10/AC5A(1)/DC4-20mA			2.5/500	15			53	54
		15/AC5A(1)/DC4-20mA			2.5/500	10			53	54
		20/AC5A(1)/DC4-20mA			2.5/500	8			53	54
		25/AC5A(1)/DC4-20mA			2.5/500	6			53	54
		30/AC5A(1)/DC4-20mA			2.5/500	5			53	54

Shape	Type	Ratio(A)	Class&Burden(VA/Ω)			Turns	Busbar Type (mm)/QTY	Dia. (mm)	FOB Shanghai (USD)	
			0.2/0.5	0.5/0.5	1.0/1.0				5A	1A
	SM-50II	40/AC5A(1)/DC4-20mA			2.5/500	4	/	Φ40	53	54
		50/AC5A(1)/DC4-20mA			2.5/500	3			53	54
		75/AC5A(1)/DC4-20mA			2.5/500	2			54	56
		80/AC5A(1)/DC4-20mA			2.5/500	2			54	54
		100/AC5A(1)/DC4-20mA			2.5/500	2			54	54
		150/AC5A(1)/DC4-20mA			2.5/500	1	50×10/1-2		54	56
		200/AC5A(1)/DC4-20mA		2.5/500		1			54	60
		250/AC5A/DC4-20mA		5.0/500		1			54	61
		300/AC5A(1)/DC4-20mA		5.0/500		1			54	61
		400/AC5A(1)/DC4-20mA		5.0/500		1			55	64
		500/AC5A(1)/DC4-20mA		10/500		1			55	65
		600/AC5A(1)/DC4-20mA		10/500		1			55	66
		750/AC5A(1)/DC4-20mA		10/500		1			55	67
		800/AC5A(1)/DC4-20mA		10/500		1			55	68
		1000/AC5A(1)/DC4-20mA	10/500			1			56	69
		1200/AC5A(1)/DC4-20mA	15/500			1			58	69
	SM-60II	300/AC5A(1)/DC4-20mA		5.0/500		1	60×10/1-2	/	77	92
		400/AC5A(1)/DC4-20mA		5.0/500		1			78	93
		500/AC5A(1)/DC4-20mA		10/500		1			78	96
		600/AC5A(1)/DC4-20mA		10/500		1			79	97
		750/AC5A(1)/DC4-20mA		10/500		1			80	97
		800/AC5A(1)/DC4-20mA		10/500		1			81	98
		1000/AC5A(1)/DC4-20mA	10/500			1			84	99
		1200/AC5A(1)/DC4-20mA	15/500			1			85	100
		1250/AC5A(1)/DC4-20mA	20/500			1			88	101
		1500/AC5A(1)/DC4-20mA	20/500			1			90	102
		2000/AC5A(1)/DC4-20mA	20/500			1			95	106
	SM-80II	600/AC5A(1)/DC4-20mA		10/500		1	80×10/1-2	/	83	101
		750/AC5A(1)/DC4-20mA		10/500		1			84	102
		800/AC5A(1)/DC4-20mA		10/500		1			85	103
		1000/AC5A(1)/DC4-20mA	10/500			1			86	105
		1200/AC5A(1)/DC4-20mA	15/500			1			89	106
		1250/AC5A(1)/DC4-20mA	20/500			1			90	107
		1500/AC5A(1)/DC4-20mA	20/500			1			92	107
		2000/AC5A(1)/DC4-20mA	20/500			1			95	109
		2500/AC5A(1)/DC4-20mA	30/500			1			98	110
		3000/AC5A(1)/DC4-20mA	30/500			1			102	113
	SM-100II	1000/AC5A(1)/DC4-20mA	10/500			1	100×10/1-2	/	95	105
		1200/AC5A(1)/DC4-20mA	15/500			1			95	106
		1250/AC5A(1)/DC4-20mA	20/500			1			96	108
		1500/AC5A(1)/DC4-20mA	20/500			1			97	108
		2000/AC5A(1)/DC4-20mA	20/500			1			98	110
		2500/AC5A(1)/DC4-20mA	30/500			1			102	112
		3000/AC5A(1)/DC4-20mA	30/500			1			105	114
		4000/AC5A(1)/DC4-20mA	30/500			1			113	117

Shape	Type	Ratio(A)	Class&Burden(VA/Ω)			Turns	Busbar Type (mm)/QTY	Dia. (mm)	FOB Shanghai (USD)	
			0.2/0.5	0.5/0.5	1.0/1.0				5A	1A
	SM-120II	2000/AC5A(1)/DC4-20mA	20/500			1	120×10/1-3	/	100	127
		2500/AC5A(1)/DC4-20mA	30/500			1			109	131
		3000/AC5A(1)/DC4-20mA	30/500			1			112	147
		4000/AC5A(1)/DC4-20mA	30/500			1			114	143
		5000/AC5A(1)/DC4-20mA	30/500			1			123	150
	SM-200II	2000/AC5A(1)/DC4-20mA	20/500			1	200×10/1-3	/	194	267
		2500/AC5A(1)/DC4-20mA	30/500			1			199	279
		3000/AC5A(1)/DC4-20mA	30/500			1			206	298
		4000/AC5A(1)/DC4-20mA	30/500			1			213	307
		5000/AC5A(1)/DC4-20mA	30/500			1			222	314
		6300/AC5A(1)/DC4-20mA	30/500			1			237	367

➢ AKH-0.66L Type

Shape	Type	Rated current	Ratio	Class	Dia.(mm)	FOB Shanghai(USD)
	L-45	16 ~ 100A	5A/5mA	1	Φ46	21
	L-80	100 ~ 250A	5A/5mA	1	Φ81	24
	L-100	250 ~ 400A	5A/5mA	1	Φ100	35
	L- 150	400 ~ 800A	5A/5mA	1	Φ150	47
	L-200	800 ~ 1500A	5A/5mA	1	Φ200	71
	L-80x50II	16 ~ 100A	5A/5mA	0.5	82x52	38
	L-100x50II	16 ~ 100A	5A/5mA	0.5	103x55	44
	L-130x50II	100 ~ 200A	5A/5mA	0.5	135x55	48
	L-180II	100 ~ 200A	5A/5mA	0.5	181 x35	58
	L-200x50II	250 ~ 400A	5A/5mA	0.5	202x61	77
	L-30（PB）	0-63A	5A/5mA	1	Φ30	12
	L-45（PB）	0-160A	5A/5mA	1	Φ45	23
	L-65（PB）	0-250A	5A/5mA	1	Φ65	27
	L-80（PB）	0-400A	5A/5mA	1	Φ80	33
	L-100（PB）	0-630A	5A/5mA	1	Φ100	39
	L-120（PB）	0-800A	5A/5mA	1	Φ120	48
	L-150（PB）	0-1000A	5A/5mA	1	Φ150	72
	L-170×30	100-200A	5A/5mA	1	172×34	68
	L-210×160（PB）	0-800A	5A/5mA	1	210×160	146
	L-260×160（PB）	0-800A	5A/2mA	1	260×160	166
	L-300×50（PB）	0-1000A	5A/2mA	1	300×50	175
	L-350×50（PB）	0-1000A	5A/2mA	1	350×50	190
	L30KN	0-25A	1000mA/0.5mA	1	Φ30	20
	L45KN	16-150A	1000mA/0.5mA	1	Φ45	30
	L65KN	150-250A	1000mA/0.5mA	1	Φ65	32
	L80KN	250-300A	1000mA/0.5mA	1	Φ80	37
	L100KN	300-600A	1000mA/0.5mA	1	Φ100	47

➢ AKH-0.66G Type

Shape	Type	Ratio(A)	Class&Burden(VA/Ω)			Turns	Busbar Type (mm)/QTY	Dia. (mm)	FOB Shanghai(USD)		
			0.2	0.5S	0.2S				0.2	0.5S	0.2S
	G-30I	10/5	2.5	1.5	1.5	15	/	Φ22	14	20	24
		15/5	2.5	1.5	1.5	10					
		20/5	2.5	1.5	1.5	8					
		25/5	2.5	1.5	1.5	6					
		30/5	2.5	1.5	1.5	5					
		40/5	2.5	1.5	1.5	4					
		50/5	2.5	1.5	1.5	3					
		75/5	2.5	1.5	1.5	2					
		100/5	1.5	1.5	1.5	1	30×10/1				
		150/5	2.5	1.5	1.5	1					
		200-300/5	2.5	2.5	2.5	1					
		400-500/5	5	2.5	2.5	1					
		600/5	5	5	5	1					
	G-30×30I	5/5	2.5	2.5	2.5	16	/	Φ28	24	37	41
		10/5	2.5	2.5	2.5	8			24	37	41
		15/5	2.5	2.5	2.5	6			24	37	41
		20-25/5	2.5	2.5	2.5	4			24	37	41
		30/5	2.5	2.5	2.5	3			24	37	41
		40-75/5	2.5	2.5	2.5	2			24	37	41
		100-150/5	2.5	2.5	2.5	1	30×10/1		24	37	41
		200/5	5	5	3.75	1			20	31	34
		250-400/5	5	5	5	1			20	31	34
	G-40I	200-300/5	2.5	2.5	2.5	1	40×10/1	Φ30	20	28	39
		350-450/5	2.5	2.5	2.5	1			20	28	39
		500-800/5	5	5	5	1			20	28	39
	G-60I	250-450/5	2.5	2.5	2.5	1	60×10/1	Φ44	20	24	36
		500-800/5	5	5	5	1			23	28	40
		1000/5	/	5	5	1			/	32	40
		1200-1250/5	/	15	10	1			/	32	40
		1500/5	/	10	10	1			/	28	28
		1600/5	/	10	10	1			/	30	30
		2000/5	/	10	10	1			/	34	34
	G-80I	750/5	5	5	5	1	80×10/1	Φ50	27	35	44
		800/5	5	5	5	1			27	35	44
		1000/5	/	10	5	1			/	35	44
		1500-2000/5	/	15	10	1			/	37	45
		2500/5	/	20	20	1			/	39	39

Shape	Type	Ratio(A)	Class&Burden(VA/Ω)			Turns	Busbar Type (mm)/QTY	Dia. (mm)	FOB Shanghai(USD)		
			0.2	0.5S	0.2S				0.2	0.5S	0.2S
	G–40II	200–300/5	2.5	/	/	1	40 × 10/1–2	/	20	/	/
		350–450/5	2.5	2.5	2.5	1			20	28	39
		500–800/5	5	5	5	1			20	28	39
	G–60II	250–400/5	2.5	2.5	2.5	1	60 × 10/1–2	/	22	27	36
		450–500/5	5	5	5	1			24	29	39
		600–800/5	5	5	5	1			27	30	41
		1000/5	/	5	5	1			/	34	42
		1200–1250/5	/	15	10	1			/	34	42
		1500/5	/	10	10	1			/	30	30
		1600/5	/	10	10	1			/	37	37
		2000/5	/	10	10	1			/	37	37
	G–60 × 50 II	1500/5	/	10	10	1	60 × 10/1–3	/	/	31	31
		2000/5	/	10	10	1			/	37	37
		2500/5	/	20	20	1			/	43	43
	G–80 II	750/5	5	5	5	1	80 × 10/1–2	/	29	37	45
		800/5	5	5	5	1			29	37	45
		1000/5	/	5	5	1			/	37	45
		1200–2000/5	/	15	10	1			/	38	47
		2500/5	/	20	20	1			/	41	41
	G–80 × 50 II	1500/5	/	10	10	1	80 × 10/1–3	/	/	36	36
		1600/5	/	10	10	1			/	41	41
		2000/5	/	10	10	1			/	41	41
		2500/5	/	20	20	1			/	46	46
		3000/5	/	20	20	1			/	51	51
	G–100 II	1000/5	/	5	5	1	100 × 10 /1–2	/	/	44	51
		1200–2000/5	/	15	10	1			/	44	51
		2500/5	/	20	20	1			/	46	46
		3000/5	/	20	20	1			/	50	50
	G–100 × 50 II	1500/5	/	10	10	1	100 × 10 /1–3	/	/	44	44
		2000/5	/	10	10	1			/	44	44
		2500/5	/	20	20	1			/	49	49
		3000/5	/	20	20	1			/	53	53
		4000/5	/	20	20	1			/	62	62
	G–100 × 80 II	1500/5	/	10	10	1	100 × 10 /1–4	/	/	45	45
		2000/5	/	10	10	1			/	50	50
		2500/5	/	20	20	1			/	55	55
		3000/5	/	20	20	1			/	59	59
		4000/5	/	20	20	1			/	71	71
	G–120 × 50 II	1500/5	/	10	10	1	120 × 10 /1–3	/	/	44	44
		2000/5	/	10	10	1			/	44	44
		2500/5	/	20	20	1			/	48	48

Shape	Type	Ratio(A)	Class&Burden(VA/Ω)			Turns	Busbar Type (mm)/QTY	Dia. (mm)	FOB Shanghai(USD)		
			0.2	0.5S	0.2S				0.2	0.5S	0.2S
	G–120 × 50 II	3000/5	/	20	20	1	120 × 10/1–3	/	/	52	52
		4000/5	/	20	20	1			/	62	62
		5000/5	/	20	20	1			/	74	74
	G–130 × 50 II	1500/5	/	10	10	1	130 × 10/1–3	/	/	59	59
		2000/5	/	10	10	1			/	65	65
		2500/5	/	20	20	1			/	71	71
		3000/5	/	20	20	1			/	77	77
		4000/5	/	20	20	1			/	92	92
		5000/5	/	20	20	1			/	98	98
	G–150 × 50 II	1500/5	/	10	10	1	150 × 10/1–3	/	/	78	78
		2000/5	/	10	10	1			/	84	84
		2500/5	/	20	20	1			/	90	90
		3000/5	/	20	20	1			/	96	96
		4000/5	/	20	20	1			/	111	111
		5000/5	/	20	20	1			/	117	117
	G–170 × 100 II	2500/5	/	20	20	1	170 × 10/3–6	/	/	161	161
		3000/5	/	20	20	1			/	182	182
		4000/5	/	20	20	1			/	202	202
		5000/5	/	20	20	1			/	222	222
	G–180 × 50 II	2500/5	/	20	20	1	180 × 10/1–3	/	/	88	88
		3000/5	/	20	20	1			/	100	100
		4000/5	/	20	20	1			/	111	111
		5000/5	/	20	20	1			/	124	124
	G–200 × 50 II G–220 × 50 II	2500/5	/	20	20	1	200 × 10/1–3 100 × 10/4–6	/	/	182	182
		3000/5	/	20	20	1			/	182	182
		4000/5	/	20	20	1			/	191	191
		5000/5	/	20	20	1			/	202	202
	G–260 × 50 II	2500/5	/	20	20	1	250 × 10/1–3 125 × 10/4–6	/	/	261	261
		3000/5	/	20	20	1			/	261	261
		4000/5	/	20	20	1			/	277	277
		5000/5	/	20	20	1			/	293	293

➢ K Type

Shape	Type	Ratio(A)	Class	Burden(VA)	FOB Shanghai (USD)
	K–30 × 20	20–75/1	1	0.2	34
		100–150/5(1)	1	1	
		200/5(1)	1	1.5	
		250–300/5(1)	0.5	1.5	
		350–400/5(1)	0.5	2.5	

Shape	Type	Ratio(A)	Class	Burden(VA)	FOB Shanghai (USD)
	K–60×40	250–300/5（1）	1	1.5	50
		350–450/5（1）	0.5	1.5	
		500–800/5（1）	0.5	2.5	
		1000–1250/5（1）	0.5	5	
		1500–2000/5（1）	0.5	10	
	K–80×40	300/5（1）	1	1.5	58
		350–450/5（1）	0.5	2.5	
		500–800/5（1）	0.5	5.0	
		1000–2000/5（1）	0.5	10	
		2500–3000/5（1）	0.2	10	
	K–80×50	250–300/5（1）	1	1.5	52
		400–450/5（1）	0.5	1.5	
		500–800/5（1）	0.5	2.5	
		1000/5（1）	0.5	5	
	K–80×80	250–300/5（1）	1	1.5	66
		400–450/5（1）	0.5	1.5	
		500–800/5（1）	0.5	2.5	
		1000/5（1）	0.5	5	
	K–100×40	1000–2000/5（1）	0.5	10	96
		2500–3000/5（1）	0.2	10	
		4000/5（1）	0.2	15	
	K–120×60	400–450/5（1）	0.5	2.5	102
		500–800/5（1）	0.5	5.0	
		1000–2000/5（1）	0.5	10	
		2500–4000/5（1）	0.2	10	
	K–120×80	500–800/5（1）	0.5	2.5	74
		1000–1200/5（1）	0.5	5	
		1250–1500/5（1）	0.5	7.5	
	K–130×40	1000–2000/5（1）	0.5	10	102
		2500–4000/5（1）	0.2	10	
	K–130×50	1000–2000/5（1）	0.5	10	120
		2500–3000/5（1）	0.2	10	
		4000–5000/5（1）	0.2	15	
	K–130×60	1000–2000/5（1）	0.5	10	148
		2500–6000/5（1）	0.2	15	
	K–140×60	1000–2000/5（1）	0.5	10	118
		2500–3000/5（1）	0.2	10	
		4000–5000/5（1）	0.2	15	
	K–160×80	1000–2000/5（1）	0.5	10	132
		2500–3000/5（1）	0.2	10	
		4000–5000/5（1）	0.2	15	
	K–200×80	1000–2000/5（1）	0.5	10	325
		2500–3000/5（1）	0.2	10	
		4000–5000/5（1）	0.2	15	

Shape	Type	Ratio(A)	Class&Burden(VA/Ω)		Turns	Dia (mm)	FOB Shanghai (USD)
			Class 0.5	Class 1			
	K–Φ10	5A/1.67mA	10		1	Φ10	5
		5A/2.5mA	10		1	Φ10	
		10A/5mA	10		1	Φ10	
		40–50A/20mA	10		1	Φ10	
		80A/26.7mA	10		1	Φ10	
		(5-50)A/333mV		10	1	Φ10	6
	K–Φ10N	5A/1.25mA	10		1	Φ10	23
		5A/2.5mA	10		1		
		（10–20）A/5mA	10		1		
		（40–60）A/20mA	10		1		
	K–Φ16	120A/40mA	10		1	Φ16	7
		40–100A/20mA	10		1	Φ16	
		80A/32mA	10		1	Φ16	
		(40-100)A/333mV	10		1	Φ16	8
	K–Φ16N	（20–50）A/10mA	10		1	Φ16	29
		（40–100）A/20mA	10		1		
		100A/40mA	10		1		
	K-Φ16-M (UL)	20-120A/50mA	10		1	Φ16	9
	K–Φ24	60–200A/20mA	10		1	Φ24	11
		200A/40mA	10		1	Φ24	
		(60-200)A/333mV	10		1	Φ24	12
		150-200/5(1)		1	1	Φ24	11
		250-300/5(1)		1.5	1	Φ24	
	K–Φ24N	（60–100）A/20mA	10		1	Φ24	47
		（100–250）A/40mA	10		1		
		400A/100mA	10		1		
	K-Φ24-A (UL)	（150-200）A/5A		1	1	Φ24	15
		（250-300）A/5A		1.5	1		
	K-Φ24-B (UL)	(150-200)A/1A		1	1	Φ24	15
		(250-300)A/1A		1.5	1		
	K-Φ24-M (UL)	(100-300)A/40mA	10		1	Φ24	14
	K–Φ36	400A/50mA	10		1	Φ36	17
		400A/40mA	10		1	Φ36	
		600A/75mA	10		1	Φ36	
		200–400A/20mA	10		1	Φ36	
		(100-600)A/333mV	10		1	Φ36	19
		300-400/5(1)		1.5	1	Φ36	17
		500-600/5(1)	1.5		1	Φ36	
	K–Φ36N	（200–400）A/20mA	10		1	Φ36	70
		（300–600）A/100mA	10		1		
		400/40mA	10		1		
	K-Φ50	600–700/5(1)	2.5		1	Φ50	27
		800–900/5(1)	5		1	Φ50	
		1000/5(1)	10		1	Φ50	

K-P Type

Shape	Type	Ratio(A)	Class	Burden(VA)	FOB Shanghai(USD)
	K-P-120×60	300-400/5(1)	5P10	2.5	142
		450/5(1)	5P10	2.5	142
		500/5(1)	5P10	3.75	142
		600-800/5(1)	5P10	5.0	142
		1000-1250/5(1)	5P10	7.5	146
		1500-1600/5(1)	5P10	10	150
		2000-3000/5(1)	5P10	15	170
	K-P-160×80	500-800/5(1)	5P10	2.5	146
		1000-1500/5(1)	5P10	5.0	146
		2000/5(1)	5P10	10	173
		2500-3000/5(1)	5P10	15	173
		4000-5000/5(1)	5P10	20	200
	K-P-200×80	500-800/5(1)	5P10	2.5	397
		1000-1500/5(1)	5P10	5.0	397
		2000/5(1)	5P10	10	426
		2500-3000/5(1)	5P10	15	426
		4000-5000/5(1)	5P10	20	453

K-S Type

Shape	Type	Ratio(A)	Class	Burden(VA/Ω)	FOB Shanghai (USD)
	K-S-50×30	500-600/5(1)/0.02	0.5/0.5	2.5/10	66
		800-1250/5(1)/0.02	0.5/0.5	5/10	
		1500/5(1)/0.02	0.5/0.5	10/10	

H Type

Shape	Type	Ratio(A)	Class&Burden(VA)		Turns	Busbar Type (mm)/QTY	FOB Shanghai(USD)	
			10P10	10P15			5A	1A
	H-220x165	6000A/5(1)A	10	/	1	2x100x10/6-10	425	425
		10000A/5(1)A	20	15				485
	H-280x90	6000A/5(1)A	10	/	1	2x125x10/6-10	425	425
		10000A/5(1)A	20	15				485
		15000A/5A(1)	20	15				545

JDG4-0.5 PT

Shape	Type	Ratio (V)	Rated frequency (Hz)	Class&Burden(VA)	Limited Output (VA)	Rated Insulation (KV)	FOB Shanghai (USD)
				Class 0.5			
	JDG4-0.5	220/100 380/100 500/100 660/100 1140/100	50-60	15	120	3	112

Compressor

Shape	Type	Ratio	Class&Burden(VA/Ω)			Turns	Dia. (mm)	FOB Shanghai(USD)
			Class 0.2	Class 0.5	Class 1			
	Z-2×Φ10	2.5A/5mA		10		1	Φ10	7
		5A/5mA		100		1		
		10A/10mA		100		1		
	Z-2×Φ36	20A/20mA		10		1	Φ36	16
		40A/20mA		100		1		
		100A/20mA		100		1		
		200A/40mA		100		1	Φ36	16
		400A/100mA		100		1		
		600A/100mA		100		1		

2.AHKC Series Hall Sensor

Shape	Type	Rated Input	Rated Output	Measuring Aperture (mm)	Power Supply	FOB Shanghai (USD)
	AHKC-EKA	0～(50-500)A	5V/4V	Φ20	DC±12V/±15V	15
	AHKC-EKAA	DC 0～(50-500)A	DC4～20mA	Φ20	DC12V/24V	15
	AHKC-EKDA	AC 0～(50-500)A	DC4～20mA	Φ20	DC12V/24V	17
	AHKC-EKB	0～(200-1000)A	5V/4V	Φ40	DC±12V/±15V	29
	AHKC-EKBA	DC 0～(200-1000)A	DC4～20mA	Φ40	DC12V/24V	29
	AHKC-EKBDA	AC 0～(200～1000)A	DC4～20mA	Φ40	DC12V/24V	32
	AHKC-EKC	0～(500-1500)A	5V/4V	Φ55	DC±12V/±15V	38
	AHKC-EKCA	DC 0～(500-1500)A	DC4～20mA	Φ55	DC12V/24V	38
	AHKC-EKCDA	AC 0～(500-1500)A	DC4～20mA	Φ55	DC12V/24V	39
	AHKC-K	0～(400-2000)A	5V/4V	64×16	DC±12V/±15V	36
	AHKC-KAA	DC 0～(400-2000)A	DC4～20mA	64×16	DC12V/24V	36
	AHKC-KDA	AC 0～(400-2000)A	DC4～20mA	64×16	DC12V/24V	52
	AHKC-H	0～(500-3000)A	5V/4V	82×32	DC±12V/±15V	52
	AHKC-KA	0～(500-5000)A	5V/4V	104×36	DC±12V/±15V	126
	AHKC-HB	0～(2000-8000)A	5V/4V	132×52	DC±12V/±15V	182
		0～(10000-20000)A	5V/4V	132×52	DC±12V/±15V	366
	AHKC-HBAA	DC 0～(2000-8000)A	DC4～20mA	132×52	DC12V/24V	244
		DC 0～(10000-20000)A	DC4～20mA	132×52	DC12V/24V	488
	AHKC-HBDA	AC 0～(2000-8000)A	DC4～20mA	132×52	DC12V/24V	244
		AC 0～(10000-20000)A	DC4～20mA	132×52	DC12V/24V	488
	AHKC-LS	0～(100-2000)A	5V	100×42	DC24V	163
	AHKC-EKBA/T	1500A	12mA±8mA	Φ40	DC24V	104
	AHKC-E	0～(50-500)A	5V/4V	Φ20	DC±12V/±15V	12
	AHKC-EA	0～(200-1000)A	5V/4V	Φ40	DC±12V/±15V	31
	AHKC-EB	0～(500-1500)A	5V/4V	Φ60	DC±12V/±15V	52
	AHKC-LT	0～(100-800)A	5V/4V	Φ32.5	DC±12V/±15V	37
	AHKC-C	0～(100-800)A	5V/4V	31×13	DC±12V/±15V	17
	AHKC-BS-N	0～(50-500)A	5V/4V	20.5×10.5	DC±12V/±15V	11

Shape	Type	Rated Input	Rated Output	Measuring Aperture (mm)	Power Supply	FOB Shanghai (USD)
	AHKC-BS	0～(50-500)A	5V/4V	20.5×10.5	DC±12V/±15V	10
	AHKC-BSA	DC 0～(50-500)A	4-20mA	20.5×10.5	DC12V/24V	11
	AHKC-F	0～(200-1000)A	5V/4V	43×13	DC±12V/±15V	18
	AHKC-FA	0～(200-1500)A	5V/4V	52×15	DC±12V/±15V	36
	AHKC-KAS	0～(200-1500)A	5V/4V	41×31	DC±12V/±15V	20
	AHKC-HAT	0～(400-2000)A	5V/4V	52×32	DC±12V/±15V	53
	AHKC-KAL	0～(500-3000)A	5V/4V	70×21	DC±12V/±15V	23
	AHKC-A	0～(50-500)A	2.5±2V	Φ15	DC12V	11
	AHKC-E28	600A	2.5±2V	Φ28	DC5V	18
	AHKC-DHAB	Channel 1: 75A Channel 2: 750A	Channel 1: 2V Channel 2: 2V	Φ22.5	DC5V	24
	AHKC-HC5F	900A	2.5±2V	Φ12.5	DC5V	7
	AHKC-HAB	900A	2.5±2V	40×6.2	DC5V	12
	AHKC-AS8TA	DC 100A	0.5~3V	Φ8	DC5V	8
	AHKC-EST	20A	5V	Φ20	DC24V	27
	AHBC-LTA	100A-300A	50mA/100mA	Φ20	DC ±12V/±15V	16
	AHBC-LT1005	1000A	200mA	/	DC ±12V~±24V	126
	AHBC-LF	2000A	400mA	/	DC ±12V~±24V	200
	AHBC-LTAG	100A	100mA	Φ20	DC ±12V~±15V	126
	AHKB-6005FS	8000A	1A	Φ200	DC±48V~DC±60V	7704
	AHBC-L25P	1A	25mA	/	DC ±12V~±15V	15
	AHBC-CANB	500A	CAN Bus	Φ23	DC 9V~DC 16V	60
	AHBC-2000-GU	2000A	800mA	/	DC ±24V	1112
	AHBC-LA	25-100A	25mA/50mA	12.7×7	DC ±12V~±15V	14
	AHBC-LAP	50-200A	50mA/100mA	17×11	DC ±12V~±15V	22
	AHBC-LF305	300A	150mA	/	DC ±12V~±15V	23
	AHBC-LF505	500A	100mA	/	DC ±12V~±15V	38
	AHBC-300SS9-GJ1	200A	200mA	Φ20	DC ±15V	149
	AHLC-LTA	10mA-2A	5V	Φ20	DC ±12V/±15V	13

Shape	Type	Rated Input	Rated Output	Measuring Aperture (mm)	Power Supply	FOB Shanghai (USD)
	AHLC-EA	10mA-2A	5V	Φ40	DC ±12V/±15V	24
	AHLC-EB	10mA-2A	5V	Φ60	DC ±12V/±15V	38
	AHLC-DL1	300mA	5V	Φ26	DC ±12V/±15V	135
	AHLC-LT82D	10mA	5V	Φ20	DC ±12V~±15V	12
	AHLC-E59D	10mA	5V	Φ20	DC ±12V~±15V	12
	AHLC-AS20TA	20mA	5V	Φ20	DC ±12V~±15V	12

3.BA Series Electrical Transducer

Shape	Type	Function(0.5%F.S.)	FOB Shanghai (USD)
	BA05-AI/I	In:AC0-(0.5-10A);Out:4-20mA/0-20mA;Power supply:DC 24V/12V	31
	BA05-AI/V	In:AC0-(0.5-10A);Out:0-10V/2-10V;Power supply:DC 24V/12V	31
	BA10-AI/I	In:AC0-(8-50A);Out:4-20mA/0-20mA;Power supply:DC 24V/12V	35
	BA10-AI/V	In:AC0-(8-50A);Out:0-10V/2-10V;Power supply:DC 24V/12V	35
	BA20-AI/I	In:AC0-(40-200A);Out:4-20mA/0-20mA;Power supply:DC 24V/12V	40
	BA20-AI/V	In:AC0-(40-200A);Out:0-10V/2-10V;Power supply:DC 24V/12V	40
	BA50-AI/I	In:AC0-(60-600A);Out:4-20mA/0-20mA;Power supply:DC 24V/12V	44
	BA50-AI/V	In:AC0-(60-600A);Out:0-10V/2-10V;Power supply:DC 24V/12V	44
	BA50L-AI/I	Measure leakage current, input current AC 0-1A,output 4-20mA or 0-20mA	67

Shap&Cut out	Type	Function	FOB Shanghai (USD)	Option&Price(USD)
	BA20(II)-AI/I	In:AC0-(0.5-200)A; Out:4-20mA/0-20mA; Power supply:DC24V/12V	31	/F: Split type+7 /C:RS485 (Modbus-RTU)+9 /T:True RMS measurement+14
	BA20(II)-AI/V	In:AC0-(0.5-200)A; Out:1-5V/0-5V; Power supply:DC24V/12V		
	BA50(II)-AI/I	In:AC0-(60-600)A; Out:4-20mA/0-20mA; Power supply:DC24V/12V	44	
	BA50(II)-AI/V	In:AC0-(60-600)A; Out:1-5V/0-5V; Power supply:DC24V/12V		
	BA50L(II)-AI/I	In:AC0-(0.1-1)A; Out:4-20mA/0-20mA; Power supply:DC24V/12V	66	
	BA50L(II)-AI/V	In:AC0-(0.1-1)A; Out:1-5V/0-5V; Power supply:DC24V/12V		

4. BD Series Electrical Transducer

Shape	Item	Type	Function(0.2%F.S.)	FOB Shanghai (USD)
	AC Current Transducer	BD100-AI/I-A11	Input:AC 0-1/5A;1 Channel Output:DC 0/4-20mA; Power:AC/DC 85~265V or DC 20V~35V	45
		BD100-AI/V-A11	Input:AC 0-1/5A;1 Channel Output:DC 0/1~5V or DC 0/2~10V; Power:AC/DC 85~265V or DC 20V~35V	45
	AC Voltage Transducer	BD100-AV/I-A11	Input:AC 0-100V/500V;1 Channel Output:DC 0/4-20mA; Power:AC/DC 85~265V or DC 20V~35V	45
		BD100-AV/V-A11	Input:AC 0-100V/500V;1 Channel Output:DC 0/1~5V or DC 0/2~10V; Power:AC/DC 85~265V or DC 20V~35V	45
	AC Current Transducer	BD100-AI/I-C12	Input:AC 0-1/5A;2 Channels Output:DC 0/4-20mA; Power:AC/DC 85~265V or DC 20V~35V	72
		BD100-AI/V-C12	Input:AC 0-1/5A;2 Channels Output DC 0/1~5V or DC 0/2~10V; Power:AC/DC 85~265V or DC 20V~35V	72
		BD100-AI/IC-C12	Input:AC 0-1/5A;1 Channel Output DC 0/4-20mA; 1 Channel RS485;Power:AC/DC 85~265V or DC 20V~35V	58
		BD100-AI/VC-C12	Input:AC 0-1/5A;1 Channel Output DC 0/1~5V or DC 0/2~10V; 1 Channel RS485;Power:AC/DC 85~265V or DC 20V~35V	58
	AC Voltage Transducer	BD100-AV/I-C12	Input:AC 0-100V/500V;2 Channels Output:DC 0/4-20mA; Power:AC/DC 85~265V or DC 20V~35V	72
		BD100-AV/V-C12	Input:AC 0-100V/500V;2 Channels Output DC 0/1~5V or DC 0/2~10V; Power:AC/DC 85~265V or DC 20V~35V	72
		BD100-AV/IC-C12	Input:AC 0-100V/500V;1 Channel Output DC 0/4-20mA; 1 Channel RS485;Power:AC/DC 85~265V or DC 20V~35V	58
		BD100-AV/VC-C12	Input:AC 0-100V/500V;1 Channel Output DC 0/1~5V or DC 0/2~10V; 1 Channel RS485;Power:AC/DC 85~265V or DC 20V~35V	58
	DC Current Transducer	BD100-DI/I-C12	Input:DC 0-1/5A;2 Channels Output:DC 0/4-20mA; Power:AC/DC 85~265V or DC 20V~35V	72
		BD100-DI/V-C12	Input:DC 0-1/5A;2 Channels Output DC 0/1~5V or DC 0/2~10V; Power:AC/DC 85~265V or DC 20V~35V	72
		BD100-DI/IC-C12	Input:DC 0-1/5A;1 Channel Output DC 0/4-20mA; 1 Channel RS485;Power:AC/DC 85~265V or DC 20V~35V	58
		BD100-DI/VC-C12	Input:DC 0-1/5A;1 Channel Output DC 0/1~5V or DC 0/2~10V; 1 Channel RS485;Power:AC/DC 85~265V or DC 20V~35V	58
	DC Voltage Transducer	BD100-DV/I-C12	Input:DC 0-100V/500V;2 Channels Output:DC 0/4-20mA; Power:AC/DC 85~265V or DC 20V~35V	72
		BD100-DV/V-C12	Input:DC 0-100V/500V;2 Channels Output DC 0/1~5V or DC 0/2~10V; Power:AC/DC 85~265V or DC 20V~35V	72
		BD100-DV/IC-C12	Input:DC 0-100V/500V;1 Channel Output DC 0/4-20mA; 1 Channel RS485;Power:AC/DC 85~265V or DC 20V~35V	58
		BD100-DV/VC-C12	Input:DC 0-100V/500V;1 Channel Output DC 0/1~5V or DC 0/2~10V; 1 Channel RS485;Power:AC/DC 85~265V or DC 20V~35V	58

Shape	Item	Type	Function(0.2%F.S.)	FOB Shanghai (USD)
	AC power transducer	BD100-P/I-C12	Input:AC 0-5A&0-500V;2 Channels Output:DC 0/4-20mA; Power:AC/DC 85~265V or DC 20V~35V	72
		BD100-P/V-C12	Input:AC 0-5A&0-500V;2 Channels Output DC 0/1~5V or DC 0/2~10V; Power:AC/DC 85~265V or DC 20V~35V	72
		BD100-P/IC-C12	Input:AC 0-5A&0-500V;1 Channel Output DC 0/4-20mA; 1 Channel RS485;Power:AC/DC 85~265V or DC 20V~35V	58
		BD100-P/VC-C12	Input:AC 0-5A&0-500V;1 Channel Output DC 0/1~5V or DC 0/2~10V; 1 Channel RS485;Power:AC/DC 85~265V or DC 20V~35V	58
	Frequency transducer	BD100-F/I-C12	Input:AC 0-500V&45-65HZ,2 Channels Output 0/4-20mA; Power:AC/DC 85~265V or DC 20V~35V	72
		BD100-F/V-C12	Input:AC 0-500V&45-65HZ;2 Channels Output DC 0/1~5V or DC 0/2~10V; Power:AC/DC 85~265V or DC 20V~35V	72
		BD100-F/IC-C12	Input:AC 0-500V&45-65HZ;1 Channel Output DC 0/4-20mA; 1 Channel RS485;Power:AC/DC 85~265V or DC 20V~35V	58
		BD100-F/VC-C12	Input:AC 0-500V&45-65HZ;1 Channel Output DC 0/1~5V or DC 0/2~10V; 1 Channel RS485;Power:AC/DC 85~265V or DC 20V~35V	58
	Power factor transducer	BD100-PF/I-C12	Input:Power factor;2 Channels Output DC 0/4-20mA; Power:AC/DC 85~265V or DC 20V~35V	72
		BD100-PF/V-C12	Input:Power factor;2 Channels Output DC 0/1~5V or DC 0/2~10V; Power:AC/DC 85~265V or DC 20V~35V	72
		BD100-PF/IC-C12	Input:Power factor;1 Channel Output DC 0/4-20mA; 1 Channel RS485;Power:AC/DC 85~265V or DC 20V~35V	58
		BD100-PF/VC-C12	Input:Power factor;1 Channel Output DC 0/1~5V or DC 0/2~10V; 1 Channel RS485;Power:AC/DC 85~265V or DC 20V~35V	58

5. BM Series Analog Signal Isolator

5.1.BM100 Series Signal Isolator

Shape	Item	Type	Function(0.2%F.S.)	FOB Shanghai (USD)
	Current Input Signal Isolator	BM100-DIS/I-B11	Input:DC 4-20mA;1 Channel Output:DC 4-20mA;Powered by input	36
		BM100-DIS/I-B22	Input:DC 4-20mA;2 Channels Output:DC 4-20mA;Powered by input	48
		BM100-DI/IS-B11	Input:DC 4-20mA;1 Channel Output:DC 4-20mA;Powered by output	38
		BM100-DI/IS-B22	Input:DC 4-20mA;2 Channels Output:DC 4-20mA;Powered by output	52
		BM100-DI/I-B11	Input:DC 0/4-20mA;1 Channel Output:DC 0/4-20mA; Power:DC 20V~35V	63
		BM100-DI/V-B11	Input:DC 0/4-20mA;1 Channel Output:DC 0/1~5V or DC 0/2~10V; Power:DC 20V~35V	63

Shape	Item	Type	Function(0.2%F.S.)	FOB Shanghai (USD)
	Current Input Signal Isolator	BM100-DI/I-C11	Input:DC 0/4-20mA;1 Channel Output:DC 0/4-20mA; Power:AC/DC 85~265V	70
		BM100-DI/V-C11	Input:DC 0/4-20mA;1 Channel Output:DC 0/1~5V or DC 0/2~10V; Power:AC/DC 85~265V	70
		BM100-DI/I-C12	Input:DC 0/4-20mA;2 Channels Output:DC 0/4-20mA; Power:AC/DC 85~265V or DC 20V~35V	97
		BM100-DI/V-C12	Input:DC 0/4-20mA;2 Channels Output:DC 0/1~5V or DC 0/2~10V; Power:AC/DC 85~265V or DC 20V~35V	97
		BM100-DI/I-C22	2 Channels Input:DC 0/4-20mA;2 Channels Output:DC 0/4-20mA; Power:AC/DC 85~265V or DC 20V~35V	110
		BM100-DI/V-C22	2 Channels Input:DC 0/4-20mA;2 Channels Output:DC 0/1~5V or DC 0/2~10V;Power:AC/DC 85~265V or DC 20V~35V	110
	Voltage Input Signal Isolator	BM100-DV/I-B11	Input:DC 0/1~5V or DC 0/2~10V;1Channel Output:DC 0/4-20mA; Power:DC 20V~35V	70
		BM100-DV/V-B11	Input:DC 0/1~5V or DC 0/2~10V;1 Channel Output:DC 0/1~5V or DC 0/2~10V;Power:DC 20V~35V	70
		BM100-DV/I-C11	Input:DC 0/1~5V or DC 0/2~10V;1 Channel Output:DC 0/4-20mA; Power:AC/DC 85~265V	70
		BM100-DV/V-C11	Input:DC 0/1~5V or DC 0/2~10V;1 Channel Output:DC 0/1~5V or DC 0/2~10V;Power:AC/DC 85~265V	70
		BM100-DV/I-C12	Input:DC 0/1~5V or DC 0/2~10V;1 Channel Output:DC 0/4-20mA; Power:DC 20V~35V	97
		BM100-DV/V-C12	Input:DC 0/1~5V or DC 0/2~10V;1Channel Output:DC 0/1~5V or DC 0/2~10V;Power:DC 20V~35V	97
		BM100-DV/I-C22	Input:DC 0/1~5V or DC 0/2~10V;1Channel Output:DC 0/4-20mA; Power:DC 20V~35V	112
		BM100-DV/V-C22	Input:DC 0/1~5V or DC 0/2~10V;1Channel Output: DC 0/1~5V or DC 0/2~10V;Power:DC 20V~35V	112
	Thermal Resistance Input Signal Isolator	BM100-TR/I-B11	Input:PT100;1 Channel Output:DC 0/4-20mA; Power:DC 20V~35V	78
		BM100-TR/V-B11	Input:PT100;1 Channel Output:DC 0/1~5V or DC 0/2~10V; Power:DC 20V~35V	78
		BM100-TR/I-C12	Input:PT100;2 Channels Output:DC 0/4-20mA; Power:DC 20V~35V	112
		BM100-TR/V-C12	Input:PT100;2 Channels Output:DC 0/1~5V or DC 0/2~10V; Power:DC 20V~35V	112

Shape	Item	Type	Function(0.2%F.S.)	FOB Shanghai (USD)
	Thermal Resistance Input Signal Isolator	BM100-TR/I-C22	2 Channels Input:PT100;2 Channels Output:DC 0/4-20mA; Power:DC 20V~35V	126
		BM100-TR/V-C22	2 Channels Input:PT100;2 Channels Output:DC 0/1~5V or DC 0/2~10V;Power:DC 20V~35V	126
	Potentiometer Input Signal Isolator	BM100-VR/I-B11	Input:0-10kΩ Potentiometer;1 Channel Output:DC 0/4-20mA; Power:DC 20V~35V	78
		BM100-VR/V-B11	Input:0-10kΩ Potentiometer;1 Channel Output:DC 0/1~5V or DC 0/2~10V;Power:DC 20V~35V	78
		BM100-VR/I-C12	Input:0-10kΩ Potentiometer;2 Channels Output:DC 0/4-20mA; Power:DC 20V~35V	112
		BM100-VR/V-C12	Input:0-10kΩ Potentiometer;2 Channels Output:DC 0/1~5V or DC 0/2~10V;Power:DC 20V~35V	112
		BM100-VR/I-C22	2 Channels Input:0-10kΩ Potentiometer;2 Channels Output: DC 0/4-20mA;Power:DC 20V~35V	126
		BM100-VR/V-C22	2 Channels Input:0-10kΩ Potentiometer;2 Channels Output: DC 0/1~5V or DC 0/2~10V;Power:DC 20V~35V	126
	Digital Input Signal Isolator	BM100-K/J-B11	1 channel dry contact or NAMUR sensor type DI, the signal is isolated, 1 channel relay contact, power supply DC 20 ~ 35V.	36
		BM100-K/J-C11	1 channel dry contact or NAMUR sensor type DI, the signal is isolated, 1 channel relay contact, power supply AC/DC 20～265V	36
		BM100-K/J-C12	1 channel dry contact or NAMUR sensor type DI, the signal is isolated, 2 channels relay contact, power supply DC 20～35VorAC/DC 20～265V	48
		BM100-K/J-C22	2 channels dry contact or NAMUR sensor type DI, the signal is isolated, 2 channels relay contact, power supply DC 20～35VorAC/DC 20～265V	60
		BM100-K/Q-B11	1 channel dry contact or NAMUR sensor type DI, the signal is isolated, 1 channel transistor output，power supply DC 20～35V	36
		BM100-K/Q-C11	1 channel dry contact or NAMUR sensor type DI, the signal is isolated, 1 channel transistor output，power supply AC/DC 20～265V	36
		BM100-K/Q-C12	1 channel dry contact or NAMUR sensor type DI, the signal is isolated, 2 channels transistor output，power supply DC 20～35V or AC/DC 20～265V	48
		BM100-K/Q-C22	2 channels dry contact or NAMUR sensor type DI, the signal is isolated, 2 channels transistor output，power supply DC 20～35V or AC/DC 20～265V	60

5.2.BM200 Series Signal Isolation Barrier

Shape	Item	Type	Function	FOB Shanghai (USD)
	Current Input Signal Isolation Barrier	BM200-DI/I-B11	Input:DC 0/4-20mA;1 Channel Output:DC 0/4-20mA; Power:DC 20V~35V	67
		BM200-DI/I-C12	Input:DC 0/4-20mA;2 Channels Output:DC 0/4-20mA; Power:DC 20V~35V	116
		BM200-DI/I-C22	2 Channels Input:DC 0/4-20mA;2 Channels Output:DC 0/4-20mA; Power:DC 20V~35V	122
	Voltage Input Signal Isolation Barrier	BM200-DV/I-B11	Input:DC 0/1~5V or DC 0/2~10V;1 Channel Output:DC 0/4-20mA; Power:DC 20V~35Vt	75
		BM200-DV/V-B11	Input:DC 0/1~5V or DC 0/2~10V;1 Channel Output:DC 0/1~5V or DC 0/2~10V;Power:DC 20V~35V	75
		BM200-DV/I-C22	2 Channels Input:DC 0/1~5V or DC 0/2~10V;2 Channels Output:DC 0/4-20mA;Power:DC 20V~35V	135
		BM200-DV/V-C22	2 Channels Input:DC 0/1~5V or DC 0/2~10V;2 Channels Output:DC 0/1~5V or DC 0/2~10V;Power:DC 20V~35V	135
	Thermal Resistance Input Signal Isolation Barrier	BM200-TR/I-B11	Input:PT100;1 Channel Output:DC 0/4-20mA; Power:DC 20V~35V	88
		BM200-TR/V-B11	Input:PT100;1 Channel Output:DC 0/1~5V or DC 0/2~10V; Power:DC 20V~35V	88
		BM200-TR/I-C12	Input:PT100;2 Channels Output:DC 0/4-20mA; Power:DC 20V~35V	129
		BM200-TR/V-C12	Input:PT100;2 Channels Output:DC 0/1~5V or DC 0/2~10V; Power:DC 20V~35V	129
		BM200-TR/I-C22	2 Channels Input:PT100;2 Channels Output:DC 0/4-20mA; Power:DC 20V~35V	149
		BM200-TR/V-C22	2 Channels Input:PT100;2 Channel Output:DC 0/1~5V or DC 0/2~10V;Power:DC 20V~35V	149
	Potentiometer Input Signal Isolation Barrier	BM200-VR/I-B11	1 channel Input:0-5/10kΩ Potentiometer; 1 Channel Output:DC 0/4-20mA;Power:DC 20V~35V	88
		BM200-VR/V-B11	1 channel Input:0-5/10kΩ Potentiometer; 1 Channel Output:DC 0/1~5V or DC 0/2~10V;Power:DC 20V~35V	88
		BM200-VR/I-C12	1 channel Input:0-5/10kΩ Potentiometer; 2 Channels Output:2 mutually independent DC 0/4-20mA	129
		BM200-VR/V-C12	1 channel Input:0-5/10kΩ Potentiometer; 2 Channels Output:2 mutually independent DC 0/1~5V or0/2~10V	129
		BM200-VR/I-C22	2 Channels Input:0-5/10kΩ Potentiometer; 2 Channels Output:2 mutually independent DC 0/4-20mA	149
		BM200-VR/V-C22	2 Channels Input:0-5/10kΩ Potentiometer; 2 Channels Output:2 mutually independent DC 0/1~5V or0/2~10V	149

6.BR Series Rogowski Coil Current Transducer

Shape	Type	Function	Length(mm)	FOB Shanghai (USD)
	BR-AI	In:AC200-1000A;Out:DC4-20mA;Power supply:DC24V	350	197
		In:AC1200-2000A;Out:DC4-20mA;Power supply:DC24V	370	222
		In:AC2500-5000A;Out:DC4-20mA;Power supply:DC24V	450	265
		In:AC6300-20000A;Out:DC4-20mA;Power supply:DC24V	600	442
3 pcs Rogowski CT for 1 set	BR-90	In:AC1000A;Out:200mV	300	171
		In:AC1000A;Out:333mV		228
	BR-150	In:AC2000A;Out:200mV	500	171
		In:AC3000A;Out:200mV		228
		In:AC3000A;Out:333mV		257
		In:AC4000A;Out:200mV		228
		In:AC5000A;Out:200mV		257
		In:AC6000A;Out:200mV		257

Note: Price here for BR-90 and BR-150 series Rogowski CT specifically was for 1 set which conclude 3 separate Rogowski CTs for 1 set.